

# A Comprehensive Guide to Chandeliers and Elegant Lighting Solutions

When literary geniuses like Shakespeare and Geoffrey Chaucer got down to writing words that would inspire billions, they didn't have huge LED lights and bulbs to help them see. What they did possibly have was a simple candleholder with drip pans that was attached to the ceiling and showed light to the entire room. And this, ladies and gentlemen, was the first-ever invention of a chandelier. Do you know the humble beginnings of the first chandelier ever? It was just two crossed planks of wood that had carved spots to hold the flame. You could say a candelabra was the one that inspired a chandelier.

Whatever the case was, we now know chandeliers as a sign of luxury and the best interior decor items. They even have the title of being a ceiling's rose, so you can imagine what it does to a room's design. From the centuries-old castles of Europe all the way to the roof of the Sultan Qaboos Grand Mosque (which, BTW, holds the biggest chandelier in the world), these ceiling roses have clearly survived well through history.

But we're not here to discuss history, are we? No, this ebook is going to tell you everything from A to Z about chandeliers. You can expect to know the following:

- What chandeliers are
- Different types of chandeliers and their anatomy
- Factors to consider when choosing a chandelier for your property
- How to match a new chandelier with already existing decor of your space
- How to install a chandelier
- And so many design inspirations to help you pick the right one (you don't change chandeliers again and again)!

**This ebook is for you if:**

- You want to decorate your home with a chandelier
- Designing a property and can't choose between chandelier designs
- Want some inspo for your wedding chandelier
- Work as an interior designer
- You just want to know more about chandeliers!

Follow this ebook till the end, and you'll find everything you're looking for!

---

# Contents

<b>A Comprehensive Guide to Chandeliers and Elegant Lighting Solutions</b> . . . . .	1
<b>Chapter 1:</b> . . . . .	4
<b>Different Types of Chandeliers</b> . . . . .	4
<b>Understanding Chandeliers</b> . . . . .	4
<b>Different Types of Chandeliers</b> . . . . .	11
<b>Chapter 2:</b> . . . . .	13
<b>Why Do You Even Need a Chandelier?</b> . . . . .	13
<b>Choosing the Right Chandelier</b> . . . . .	13
<b>Factors to Consider When Selecting a Chandelier</b> . . . . .	14
<b>Chapter 3:</b> . . . . .	16
<b>Chandeliers Above Your Table</b> . . . . .	16
<b>Chandelier Selection Size Guide</b> . . . . .	16
<b>Chandeliers as Ambient Light</b> . . . . .	18
<b>Chandelier for Your Entryway</b> . . . . .	20

---

# Chapter 1:

## Understanding Chandeliers

You can think of chandeliers as that statement choker, earrings, or necklace you would wear to bring all the attention to it and complete your look. In the same way, a chandelier automatically makes the eyes go up to the ceiling and makes us stand and watch in awe. So, what exactly are they? Well, think of a chandelier as a decorative light that hangs from the ceiling. It usually has lots of arms or branches to hold lights, making it look all dazzling and stylish.

You can think of chandeliers as that statement choker, earrings, or necklace you would wear to bring all the attention to it and complete your look. In the same way, a chandelier automatically makes the eyes go up to the ceiling and makes us stand and watch in awe. So, what exactly are they? Well, think of a chandelier as a decorative light that hangs from the ceiling. It usually has lots of arms or branches to hold lights, making it look all dazzling and stylish.

### *Different Types of Chandeliers*

What started as just candles stuck to some planks has really come a long way. Today, chandeliers are as modern as the robotic Roomba you have walking around your home! Here's a quick rundown of each type:

---

## 1. Crystal Chandeliers:

[Crystal chandeliers](#) are like the fancy royalty of lighting. These chandeliers have shiny crystals hanging from the arms, and they definitely steal some ohs and ahs from the guests. They bring a classic but luxurious vibe to your space.



Source: [Anita Luxury Crystal Staircase Long Chandelier](#)

---

## 2. Modern Chandeliers:

If you're into a more subtle design that doesn't scream "LOOK AT ME" from the moment you enter the room, modern chandeliers are your thing. They skip the frills and go for clean lines and unique shapes. These are the futuristic cousins of traditional chandeliers, and they will fit so well if you have a more contemporary decor.



Source: [Boule De Style Cristal Chandelier](#)

---

### 3. Transitional Chandeliers:

These chandeliers are like the chameleons of lighting. They blend traditional and modern styles, making them super versatile. So, if you want to host a Christmas party and dinner with work friends and can't decide which type of chandelier is best, go for a transitional chandelier—it's the best of both worlds.



Source: [13-Light Gold Tree Branch Pendant Chandelier](#)

---

#### 4. Mini Chandeliers:

Don't let the word "mini" fool you; these chandeliers may be small in size, but they're big in style. Perfect for smaller spaces where you want to add that oomph without really going too overboard.



Source: [Metal 12 Light Black Chandelier Fixture](#)



---

## 5. Drum Chandeliers:

Imagine a chandelier with a drum-shaped shade around it. That's a [drum chandelier](#)! These are great if you want to add a soft and very light touch of style to the decor because the drum dulls out the light and makes the space very soothing. They work well in dining rooms and bedrooms.



Source: [Brielle Vintage Drum Chandelier](#)

---

## 6. Candle-Style Chandeliers:

Old-school charm meets modern living with candle-style chandeliers. Instead of real candles, they have candle-like bulbs, giving you that classic look without the fuss. If you want to channel the gothic mansion or castle vibes in your home, then these are definitely your go-to.



Source: [Wrought Iron Chandeliers 6/9 Lights](#)

---

## ***Different Types of Chandeliers***

Now we're going to break down a chandelier, literally!

### **1. Frame: The Backbone**

Think of the frame as the chandelier's backbone—it gives it structure and holds everything together. This part comes in all sorts of shapes and materials, like metal or even fancy glass. It's like the chandelier's skeleton, making sure it stands tall and looks good doing it.

### **2. Arms: The Reaching Parts**

Now, the arms are like the chandelier's reaching limbs. They stick out from the frame, and their job is to hold the lights. You can think of them as the branches of a tree, but instead of leaves, they carry bulbs or candles. Every chandelier can have a different number of arms.

### **3. Bulbs: The Stars of the Show**

Ah, the bulbs—the real stars of the chandelier! These are what make the magic happen. They light up the room and set the mood. Some chandeliers use classic candle-style bulbs, while others might go for a more modern LED look.



Source: [Modern Bronze Rustic Chandeliers 6/8 Heads](#)

---

## Chapter 2:

# Choosing the Right Chandelier

Now, before we get right into the details of how you can choose the perfect chandelier, here are some reasons why we love them so much!

### *Why Do You Even Need a Chandelier?*

#### ➤ Upgrade Your Space

Ever noticed how a chandelier instantly makes a room feel more royal and pretty? That's because every chandelier brings a different vibe to a room. If you add a drum chandelier with a soft light, then it will make the space more mellow. On the other hand, a crystal chandelier brightens up everything, and you instantly feel more energetic.

#### ➤ A Focal Point of Style

Think of a chandelier as the centerpiece of your room's fashion show. It's the statement piece that catches the eyes and brings the whole look together.

#### ➤ Versatility in Design

Most people think that chandeliers only belong in big castles, ballrooms, or palaces. That's so not true! Every home or space can have a chandelier that matches the theme perfectly. And the best part is that they come in every shape, size, and design, so you can go all out when choosing one.

#### ➤ Practical Illumination

Now, between all the design and style talk, we forget that a chandelier has a very important practical purpose – to show us light! With so many arms and bulbs, a chandelier brings different kinds of lights to the space.

#### ➤ Create a Memorable Experience

Believe it or not, a chandelier actually affects your experience. If you choose just the right chandelier for your room then the space will be well-lit and make the atmosphere cozy.

---

## ***Factors to Consider When Selecting a Chandelier***

How do you know if you got the right chandelier for your home or office? Well, every time you walk in the room, do you feel that the chandelier is making it feel small and claustrophobic? That's because the person who got the chandelier got the sizing totally wrong, and now it doesn't work with your room decor.



Source: [Modern Tree Branch Ceiling Light Fixture](#)

---

Let's be honest: a chandelier is not a sofa or vase that you can change after buying and using it for some time. It's more of a lifetime thing or at least a decade, so you have to invest carefully. Don't worry too much; here are some factors to consider that will help you make the decision:

➤ **Room Size**

Think about how big or small the room is. If it's a large room, you might want a bigger chandelier to match. But if it's a small space, add a subtle chandelier that doesn't take too much of the precious space.

➤ **Ceiling Height**

Consider how high your ceiling is. If it's tall, you can go for a longer chandelier. But if your ceiling is lower, you'll need a chandelier that doesn't hang too low and get in the way

➤ **Style and Theme**

Look around your home and notice the style and vibe. Pick a chandelier that goes well with how your place looks. If your home has a classic feel, a traditional chandelier might be perfect. If you've made a more Scandi or minimal vibe, then a modern chandelier will suit you best.

➤ **Lighting Needs**

Decide how much light you need. Some chandeliers are bright and light up the whole room, while others are softer and add a comfy feel. Choose one that fits the mood of the room. Like for example, if it's a dining room, then you want it to be bustling with laughter, conversations, and people enjoying food, so go for a transitional one that brings energy with light. For the bedroom, you want something more subtle, like a drum chandelier.

---

# Chapter 3:

## Chandelier Selection Size Guide

Imagine a chandelier in the kitchen that hangs too low on the island. Or a chandelier on the staircase that's too small to be even seen. Before you buy a chandelier, it's important to measure the space you're working with to figure out the best size and type of chandelier that will fit.

Here is a guide for you to use when you're choosing a chandelier. We are going to divide the size measurements according to every space to make it easier for you:

### *Chandeliers Above Your Table*

When picking a chandelier for above your table, it's like choosing the perfect centerpiece for a special occasion. Here's the easy way to do it:

#### 1. Measure Your Table:

First things first, measure how wide your table is in inches. Once you've got that number, look for chandeliers that are between  $\frac{2}{3}$  and  $\frac{3}{4}$  of that width. If the design is really fancy, it might look a bit bigger, so you can adjust your width a bit if needed.

<https://www.seuslighting.com/products/mid-century-6-9-light-curved-candle-chandelier>

*(Measure the width of the table  
Chandelier should be 3/4th of that width)*





---

## 2. Hanging Height Magic:

For a regular 8-foot ceiling, let the bottom of the chandelier hang between 30 and 36 inches above your table. But if your ceiling is higher, add 3 more inches for every extra foot of ceiling height. It should be there but it should not become the only thing there and steal away the spotlight from the rest of the dining room setting.

<https://www.seuslighting.com/products/13-light-gold-tree-branch-pendant-chandelier>

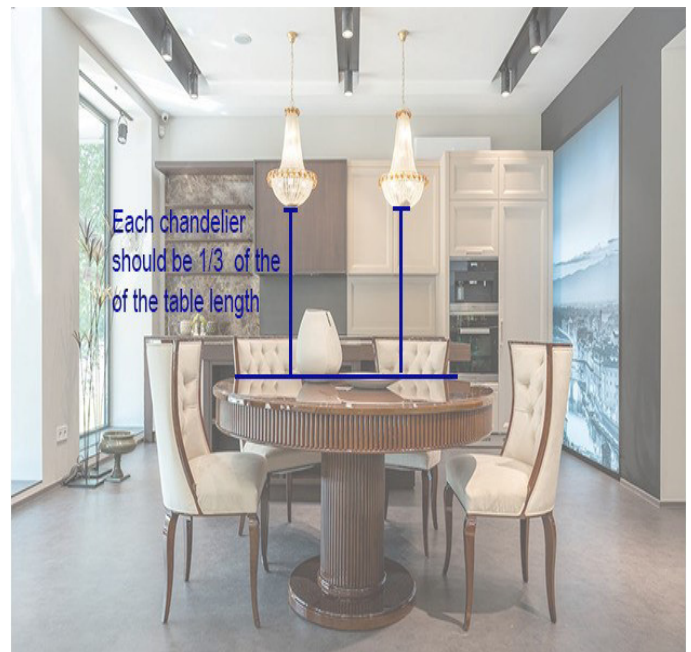
***(distance between chandelier and table = 30 and 36 inches)***



## 3. Long Table? Two is Better Than One:

For a regular 8-foot ceiling, let the bottom of the chandelier hang between 30 and 36 inches above your table. But if your ceiling is higher, add 3 more inches for every extra foot of ceiling height. It should be there but it should not become the only thing there and steal away the spotlight from the rest of the dining room setting.

***(each chandelier should be 1/3 of the of the table length)***



---

## Chandeliers as Ambient Light

When using a chandelier to set the mood with ambient light, think of it as the magic touch for your whole room. Here's the easy way to do it:

### 1. Measure Your Room:

First, measure how long and wide your room is. Now, add those two numbers together and, voila, that's the perfect width for your chandelier.

\*Example: If your room is 8 feet by 10 feet, your ideal width is around 18 inches.\*

<https://www.seuslighting.com/products/sputnik-branch-firefly-chandelier-gold-black>

**(Measure your room length and width  
Width +length = ideal width for chandelier)**




### 2. Ideal Height Trick:

Now, let's find the ideal height for your chandelier. Take your room's height and multiply it by 2.5 and 3. This gives you a range for the chandelier's height.

\*Example: If your room has a 10-foot ceiling, your ideal range is between 25 and 30 inches.\*

<https://www.pexels.com/photo/sofa-chairs-in-living-room-1648776/>

**(Room height\*3= ideal chandelier height)**




---

### 3. Hanging in Style:

For that perfect ambient glow, hang your chandelier about 7 feet from the floor to the bottom of the chandelier. But hey, adjust as needed. If your chandelier is big or your ceilings are high, you might want to tweak that a bit.

<https://www.seuslighting.com/products/round-black-crystal-chandelier-small-medium>

*(chandelier should hang 7 feet above the floor)*



### 4. Vaulted Ceiling Magic

Got a super high, vaulted ceiling? No problem! Hang your chandelier a bit lower using a longer chain or downrod. This way, the light stays closer to the people

<https://www.pexels.com/photo/upholstered-bed-near-cabinet-262048/>

*(chandelier should hang low for vaulted ceiling)*



---


## Chandelier for Your Entryway

### 1. Measure Your Space:

Start by figuring out how wide your entryway or foyer is. Once you've got that number, here's the trick: pick a chandelier that's about half to two-thirds the width of your entryway. Think of it like getting the right size for a welcome hug!

<https://www.seuslighting.com/products/vera-farm-house-coastal-foyer-lighting>

*(measure foyer width  
Chandelier should be 2/3 of that width)*



### 2. Hang it Right:

Now, let's talk about how high to hang your chandelier. If your ceiling is about 8 feet tall (you know, the regular height), aim to hang the chandelier so the bottom is around 7 feet from the floor

link

*(chandelier should be 7 feet from the floor)*

---

# Chapter 4:

## Chandelier Design Ideas and Inspirations

Here are some amazing design inspo for chandeliers:

### 1. Kitchen Lighting Ideas

A chandelier in the kitchen has to be functional as well as beautiful because it's the center of your home. Most of the time, chandeliers go directly above the kitchen island and light up your cooking adventures. For that classic kitchen vibe, go for a fancy chandelier with swirling metal details.

If the vibe of your home is very subtle and minimalist then you don't want something too elaborate or fancy like a crystal chandelier. Instead, go for something cleaner like a contemporary one that doesn't take too much attention away. And the perfect chandelier is not just attractive, but the lighting also makes your dishes look delicious and ready to eat. And if you think that your kitchen needs an upgrade but can't afford to redo it completely, why not add a new chandelier and bring style without spending too much money?



Source: [Luxury Linear Krsystal Chandeliering Light Fixture](#)

---

Thinking of going all out on kitchen decor? Then this gorgeous crystal chandelier will steal all the spotlight and gasps from your guests because it gives your kitchen that ethereal glow.

## 2. Dining Room Lighting Ideas

Now it's time to decorate the dining room. Do you know how people decorate the dining table with flowers and fruits? Well, a good chandelier can help dress up your dining table as well. Now the dining room is where you can go all out, but be sure to choose a chandelier that matches the style of your dining room. If you want it to be a full-on razzle-dazzle display, then get a crystal chandelier that adds a sparkle to your dining decor.

Go for the Sputnik lighting if you don't want the chandelier to overpower the dining table setting. Make sure that the chandelier is not hanging too low or is too big as compared to the dining table. Both should complement each other, not clash.



Source: [Zelda Modern Linear Bubble Chandelier](#)

---

Take a look at this stunning bubble chandelier. Do you notice how it's subtle enough to be there without overpowering the dining table but it's still providing the right amount of light? You can get this one if your dining room has more of a chic vibe to it.



Source: [Metal 12 Light Black Chandelier Fixture](#)

Now if you're someone who loves the OG chandeliers that have a rustic charm to them then this might be perfect for your dining room. Just look at the iron details, soft lights, and that countryside feeling it brings to your table.



Source: [Laura 8 Heads Black Industrial Chandelier](#)

2023 has brought a new industrial trend where we're adding industrial touches around our home like those massive bulbs, minimal dining arrangements, and muted tones of paint around the house. If you've also added that into your dining room then this black, industrial chandelier will complete the look. It even comes with cotton ropes to add a different texture and bring the whole theme together.



---

### 3. Living Room Lighting Ideas

Your living room might be the most ignored space around your home but it's also the most important because that's where you spend a lot of time with family, friends, and yourself. A good chandelier can make your living room look right out of a castle, without spending too much money.



Source: [Sputnik Branch Firefly Chandelier Gold&Black](#)

---

If you have a more muted touch around the home with beige, grey, black, white, and cream shades, then this stunning Sputnik branch chandelier is your go-to. This chandelier is minimal and modern but it still makes your space look ten times better. And the faux firefly touch brings a little natural element inside your home and cuts through the muted tones.



Source: [Rustic Wrought Iron Chandeliers 12 Lights](#)

---

And if you want a traditional chandelier that doesn't need much maintenance then this rustic wrought iron one is perfect. The design is a branch-style chandelier that compliments both a luxurious living room setting as well as a rustic one. It's also long-lasting and doesn't require as much care as compared to the crystal chandelier. And don't worry about light because the 12 light fixtures are going to illuminate every corner of your living room in the most stunning way.



Source: [Zoey Resin Moose Antler Chandelier](#)

---

Do you have a farmhouse or cabin in the woods and want to decorate it for the holidays? Or maybe you want to channel that rustic touch into your own home without changing the current decor. Well, unless you're going out hunting for mooses or reminders yourself, these faux resin moose antler-inspired chandelier is the only addition you need in your home. The antlers have been designed with so much detail that it'll leave your guests thinking, when did these guys go for a hunting trip?

#### 4. Staircase Lighting Ideas

If you have a staircase in your home or any office space and it's sitting empty then you have the option to choose so many different kinds of staircase chandeliers.



Source: [6 Ring Crystal Modern Stairway Lighting](#)

---

Starting off strong we have this breathtaking crystal stairway chandelier that brings all eyes on it with a minimal design. The lighting has 6 crystal rings of different sizes that bring more depth to your space and staircase. And the best part is that the light is adjustable so you can go for a cool white light if you're hosting dinner with lots of friends and family or keep a soft, warm light if you're spending a cozy night in with your better half. Change the lighting to whatever mood you're feeling!



Source: [Luxury Raindrop Crystal Chandelier for Staircase and Foyer](#)

---

And if you have a love for all things luxury, then this raindrop crystal chandelier is a must-have for the staircase or hallway. The design is so elegant and subtle but it still manages to take away all the attention whenever somebody climbs up the staircase. This speaks old-money aesthetic and if that's what you're going for, then this was made for you!




Source: [Talia Style Bubble Chandelier Small/Medium/Large](#)

---

Bubble chandeliers have become THE interior decoration trend since 2023 and it's here to stay! These beautiful chandeliers bring an instant glow to any room, stairway, and foyer you place them in. How do they do that? Well, as you can see, the light bulbs are placed behind the bubbles so the bubbles make the light reflect in a warm glow around the room. This almost looks unreal like it's straight out of Narnia. It comes in different sizes so you can add it wherever you think it will be appreciated the most for its beauty.

## 5. Bedroom Chandelier Ideas

Most people think that a chandelier only belongs in the kitchen, dining room, or entryways where it can be seen by everyone, but that's really not the case. A subtle chandelier can bring whatever vibe you want in the bedroom as well, from luxury to rustic charm and minimalistic touch.



Source: [Asya Modern Lighting Fixtures Chandeliers 9/13 Heads](#)

---

Imagine lying down on your bed and you see soft light stars on the ceiling. That's exactly what you get from this modern light fixture chandelier in a stunning combo of gold and black. Each fixture in this chandelier comes in 3 different lighting colors that you can adjust and dim to the vibe of the bedroom. The structure is built to last and you can dim it to the lowest setting to convert it into a night light too.



Source: [Belia Modern Ceiling Chandelier](#)



---

If you need something a little more subtle, then this Belia Modern Ceiling Chandelier can go well with the minimal setting of your bedroom. It comes in a full black color so it will your decor smooth.



Source: [Elizza Flush Mount Crystal Chandelier](#)

Now something for those who like a little bit of extravagant and luxurious vibe in their bedroom. This Elizza flush-mount chandelier is perfect for a room with low ceilings because it's mounted instead of hanging. As you can see, the crystal lights give a mesmerizing effect to the room with a soft glow spread on the ceiling.

---

## Frequently Asked Questions (FAQs)

### 1. *How do I clean a crystal chandelier?*

**Answer:**

Don't get scared about how hard it might be to clean a crystal chandelier! First, turn it off and let it cool. Get some warm, soapy water (dish soap works great). Use a soft cloth or sponge to gently wipe each crystal. Give each crystal a good dry before letting it shine again!

### 2. *How do I clean a crystal chandelier?*

**Answer:**

Dining room chandeliers can be a bit tricky because you want the chandelier to complement the table instead of hijacking it completely. Here's a simple trick: add up the length and width of your room in feet. The sum in inches is a good starting point for the chandelier diameter. For example, if your dining room is 12 feet by 14 feet, aim for a chandelier around 26 inches in diameter.

### 3. *How high should I hang a chandelier over my dining table?*

**Answer:**

Hanging a chandelier over your dining table? Aim for about 30 to 36 inches above the table surface. This keeps things well-lit without blocking your view.

### 4. *What's the best way to clean glass light fixtures?*

**Answer:**

Grab a soft, dry cloth to get rid of any dust; for a deeper clean, mix equal parts white vinegar and water. Use a damp cloth to wipe all the grime and then clean again with a dry cloth.

### 5. *How do I put up a chandelier?*

**Answer:**

If you're up for a little DIY, buckle up cause we're putting up a chandelier.

- Turn off the power
- Put the chandelier together
- Attach the mounting bracket to the ceiling junction box
- Connect the wires (they're usually color-coded)
- Secure the chandelier
- Pop in the bulbs.

The professionals are only one call away if things get too complicated for you.

---

## Final Thoughts

Well, that was definitely a ride! We went from using candles to write plays like Macbeth (Shakespeare did) to using chandeliers in big castles, and now it's in our dining room. Chandeliers have come a long way, and now you will find one for literally every color theme, vibe, or setting of your house.

When you're out and about chandelier shopping for your space, this ebook will be all the help you need in figuring out the perfect one.