



TOTALPOWER®

— Portable Outdoor *Leisure Solutions* —

TOTALPOWER 260



USER MANUAL

Please read this manual carefully and thoroughly before operating your TP260 and store appropriately for future usage.

SPECIFICATIONS:

GENERAL

Battery Capacity: 18V 14000mAh 252Wh

Battery type: Lithium Ion batteries (18650)

Dimensions L/W/H: 225x130x44mm

INPUT:

Type-C1: PD 5V/3A 9V/3A 12V/3A 15V/3A 20V/3A 60W Max

Type-C2: PD 5V/3A 9V/3A 12V/3A 15V/3A 20V/5A 100W Max

OUTPUT:

Type-C1: PD 5V/3A 9V/3A 12V/3A 15V/3A 20V/3A 60W Max

Type-C2: PD 5V/3A 9V/3A 12V/3A 15V/3A 20V/5A 100W Max

USB-A: 5V/3.4A 9V/2A 12V/1.5A 18w Max

DC Socket: 12V/13A 156W Max

CHARGING

AC/DC Charging: 3 Hours

Solar Input 100W MAX: 3 Hours

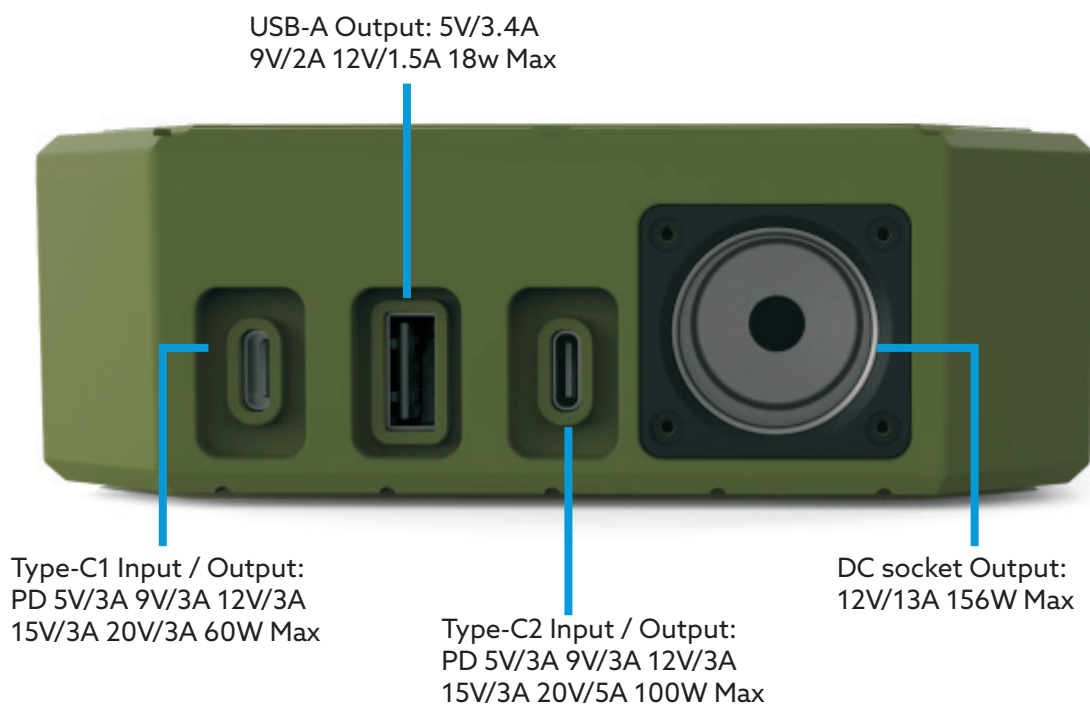
USB Type C 60-100W: 3-4 Hours

PACKAGE CONTENTS:

1 x Totalpower 260 Portable Power Bank

1 x 100W Type-C to C cable

1 x User manual




SWITCH OPERATION / CONTROLS:

Press once: the power indicator light will turn on, and the USB-A, USB-C and DC sockets will begin outputting power.

Press again: The power indicator light will turn off, and the USB-A, and DC sockets will stop outputting power, however the USB - C will remain live if the plug is loaded


HOW TO CHARGE THE POWER BANK:

1. You can charge the power bank through the Type-C1 port using an AC/DC wall charger.
2. You can also charge the power bank through the Type-C2 port using an AC/DC wall charger.



CHARGING INDICATORS:

The LED battery indicator will show a flickering GREEN when the battery is charging.



The LED battery indicator will show a GREEN light when the charging process is complete.



2 MODES: SOS MODE & LIGHT MODE

- Light Mode: Quickly press the power button twice to activate. Repeat this action to turn off Light mode
- SOS Mode: Press and hold the power button to activate. Repeat this action to turn off SOS Mode

CAUTION

1. Avoid exposing the device to direct sunlight, physical impact, water or rain during transport.
2. Store the device in a cool, dry place indoors, and protect it from flooding or submerging in water
3. Do not leave the device in a low battery state for extended periods. If not in use, charge the battery to at least 50%. For long term storage (over 6 months), charge the battery every 3 months to extend its lifespan.
4. Do not modify or disassemble the device.
5. Ensure the input and output connections are not reversed.
6. Keep the device out of reach of children.
7. Do not expose the device to fire or direct sunlight.
8. Use only approved chargers to recharge the device.
9. Avoid heavy impacts or throwing the device.
10. If any liquid from the device comes into contact with your eyes, do not rub them. Rinse with water immediately and seek medical attention.
11. If you notice any abnormalities or malfunctions while charging, please contact Totalcool

TOTALCOOL LTD
TWIN BROOK BUSINESS PARK
TWIN BROOK ROAD
CLITHEROE
LANCASHIRE
BB7 1QX

TOTALCOOL LTD
PASCALSTRAAT 16
HOOGEVEEN 7903BJ
NETHERLANDS

📞 +44 1200 423109
🖱️ totalcool.co.uk

   
Company reg number: 09633704
VAT No: 230148743

+31 528 314066 📞
totalcool.nl 🖱️