

SYRINGE CLEANER

110/240V Instructions

SPECIFICATIONS

POWER REQUIREMENTS:

Part No:	031781	Part No:	031780
Input Voltage:	220-240 Vac \pm 10%	100-110 Vac \pm 10%	
Input Frequency:	50-60 Hz	50-60 Hz	
Maximum Power:	30 VA	30 VA	
Fuse Rating:	0.5 A	1.0 A	

TECHNICAL DIMENSIONS:

Length:	152 mm
Width:	101 mm
Height:	87 mm
Weight:	0.6 Kg

ENVIRONMENTAL CONDITIONS:

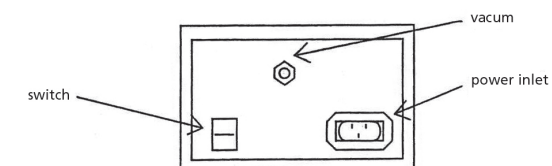
Operating temperature:	0-40°C
Operating humidity:	15-80% (Relative, Non Condensing)

SET UP

- Check contents
- Syringe Cleaner x 1
 - Replacement high temperature Septa x 5

Connect electrical plug into an easily accessible socket outlet

Connect water pump or mechanical pump to back of unit marked "Vacuum" using 1/4" ID flexible tubing (not supplied)



AUSTRALIA & PACIFIC REGION

SGE Analytical Science Pty Ltd
Toll Free: 1800 800 167
Tel: +61 (0) 3 9837 4200
Fax: +61 (0) 3 9874 5672
Email: support@sge.com

GERMANY

SGE GmbH
Tel: +49 (0) 6155 / 60746 0
Fax: +49 (0) 6155 / 60746 50
Email: europe@sge.com

MIDDLE EAST

SGE Gulf
Tel: 00 971 6 557 3341
Fax: 00 971 6 557 3541
Email: gulfsupport@sge.com

CHINA

SGE Shanghai Representative Office
Tel: +86 21 6407 9382
Fax: +86 21 6407 9386
Email: china@sge.com

INDIA

SGE Laboratory Accessories Pvt Ltd
Tel: +91 22 24715896
Fax: +91 22 24716592
Email: sgeindia@vsnl.com

UNITED KINGDOM

SGE Europe Ltd
Tel: +44 1908 568 844
Fax: +44 1908 566 790
Email: europe@sge.com

FRANCE

SGE Europe Ltd
Tel: +33 1 69 29 80 90
Fax: +33 1 69 29 09 25
Email: europe@sge.com

JAPAN

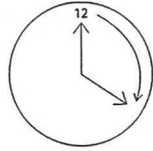
SGE Japan Inc
Tel: +81 45 222 2885
Fax: +81 45 222 2887
Email: japan@sge.com

UNITED STATES OF AMERICA

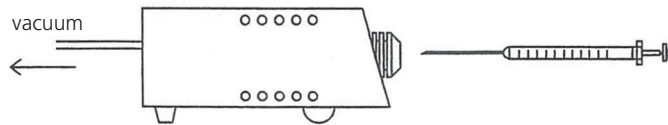
SGE Incorporated
Toll Free: (800) 945 6154
Tel: +1 512 837 7190
Fax: +1 512 836 9159
Email: usa@sge.com

OPERATION

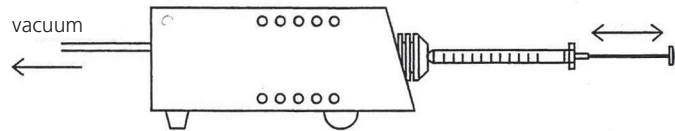
Connect to mains and press power cord switch "on" and allow 20 minutes for warm up.



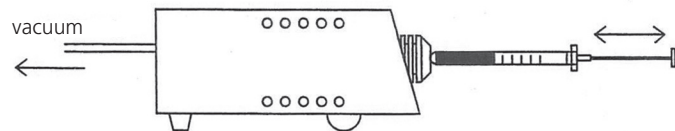
1. Insert needle through septum port.



2. Hold for 30 seconds and pump plunger a few times.



3. Alternatively, partially fill barrel with a small amount of solvent, such as acetone and follow steps 1 and 2.



Since warm up time is so short, there is no need to leave the unit switched on, unless continuous use is required.

The syringe cleaner can be used without attachment to vacuum source for dry needles. However, use of the vacuum will make cleaning more effective.

CONFORMITY



DECLARATION OF CONFORMITY

According to ISO/EC Guide 22 and EN 45014

Manufactures name: SGE International
Manufactures Address: 7 Argent Place
Ringwood 3134
Victoria Australia

Declares that the Product

Product Name: SYRINGE CLEANER

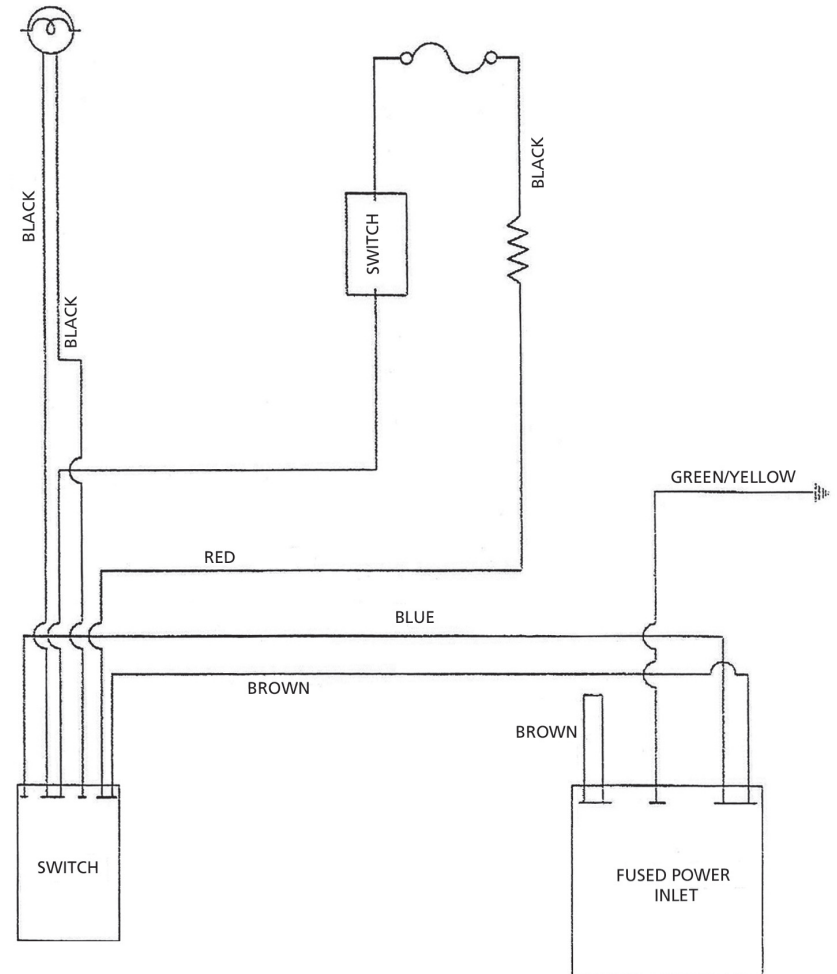
Model Number: SCK/220

The product herewith complies with the requirements of the low voltage Directive 72/23/EEC and the EMC Directive 89/336/EEC.

7 Argent Place Ringwood 6 - Jun - 97
(Location) (Date)
Australia 3134

[Signature]
(Ric Eyre - General Manager)

WIRING DIAGRAM



SAFETY



WARNING

This warning symbol means danger. You are in a situation that could cause bodily injury. Before you work on any equipment, be aware of the hazards involved with electrical circuitry and be familiar with standard practices for preventing accidents.

ATTENTION: Ce symbole d'avertissement indique un danger. Vous vous trouvez dans une situation pouvant causer des blessures ou des dommages corporels. Avant de travailler sur un équipement, soyez conscient des dangers posés par les circuits électriques et familiarisez-vous avec les procédures couramment utilisées pour éviter les accidents.

AVVERTENZA: Questo simbolo di avvertenza indica un pericolo. La situazione potrebbe causare infortuni alle persone. Prima di lavorare su qualsiasi apparecchiatura, occorre conoscere i pericoli relativi ai circuiti elettrici ed essere al corrente delle pratiche standard per la prevenzione di incidenti.

WARNUNG: Dieses Warnsymbol bedeutet Gefahr. Sie befinden sich in einer Situation, die zu einer Körperverletzung führen könnte. Bevor Sie mit der Arbeit an irgendeinem Gerät beginnen, seien Sie sich der mit elektrischen Stromkreisen verbundenen Gefahren und der Standardpraktiken zur Vermeidung von Unfällen bewußt.

¡ATENCIÓN! Este símbolo de aviso significa peligro. Existe riesgo para su integridad física. Antes de manipular cualquier equipo, considerar los riesgos que entraña la corriente eléctrica y familiarizarse con los procedimientos estándar de prevención de accidentes.



CAUTION: HOT SURFACE

This unit has the potential to become hot. Operate with caution.

REPLACEMENT PARTS

Description	Code	Part No.
Replacement 7mm TCS Septa (Pk 10)	7TCS Septa	0418421

WARRANTY

The unit is NON USER SERVICEABLE. Parts are warranted for six months or 1500 hours, whichever comes first. Please contact your SGE office or dealer for repair.