


Microscope Slides

Showing the right path

Series 1 2 3

Q: Do you find it difficult determining which slide is best for your lab and your processes?



A: Trajan can show you the right path to optimize slides for your laboratory

Expert advice in choosing the correct slides using Trajan Series 1, 2, 3

Whether you have specific specimen complexities, instrument compatibility issues, cost constraints or high levels of rework with your current slides, Trajan will show you the right path and slides for your laboratory.



Trajan 'Series' microscope slides

Choosing the right path. Superior adhesion when needed.
Cost effective solutions for mainstream applications




Trajan Series 1, 2 and 3 microscope slide selection guide

Trajan Adhesive (coated) microscope slides					
Attribute	Series 1 Adhesive	Series 1 Advanced Adhesive	Series 2 Adhesive	Series 2 Enhanced Adhesive	Series 3 Adhesive
Adhesion strength	✓	✓ ✓	✓ ✓	✓ ✓	✓ ✓ ✓
Surface type	Hydrophobic	Hydrophilic	Hydrophilic	Hydrophobic	Hydrophilic
Section repositioning	-	-	✓ ✓	-	✓ ✓
Printing	IPC/Thermal	IPC/Thermal	Thermal	Thermal	Thermal
Immuno-stainer compatibility	✓	✓	✓ ✓	✓ ✓	✓ ✓
Reduced background staining	✓ ✓	✓	✓ ✓ ✓	✓ ✓ ✓	✓ ✓
Silver special stains	-	-	✓	✓	✓ ✓
Recommended applications	Frozen sections, IHC processes	ISH techniques, IHC processes	ISH techniques, IHC processes	Routine applications	Difficult tissue, high stress processes

Trajan Frosted (non-coated) microscope slides		
Attribute	Series 1 Frosted	Series 2 Frosted
Surface flatness	✓ ✓	✓ ✓ ✓
Cleanliness	✓ ✓	✓ ✓ ✓
Printing	IPC/Thermal	Thermal
Recommended applications	Routine H&E, hematology	Cytology, cytogenetics

Series 2



Q: Do you find your current slides cause repeat work due to inconsistent staining or tissue loss?

A: Choosing the right path with Trajan Series 2 slides will ensure enhanced specimen adhesion, consistent staining and reduced rework

Series 2 - Our premium slide range for reduced background staining and uniform adhesion

The adhesive coating on Trajan Series 2 microscope slides is optimized for reduced background staining and uniform adhesion of interstitial tissue. Stain images are evenly focused for better observation that facilitates diagnosis.

Trajan Series 2 Adhesive microscope slides are recommended for:

- Frozen sections
- FFPE specimen blocks
- Immunohistochemistry (IHC) applications
- In situ hybridization (ISH) based histology techniques



Trajan microscope slides

Series 2



Series 2 Adhesive

- Optimum performance hydrophilic adhesive slides for difficult specimen types.
- Specialised slide surface fluidics for uniform reagent dispersal.
- Reduced rework with minimal tissue loss during staining.

Series 2 Enhanced Adhesive

- Strong tissue adhesion and minimal background staining.
- Superior surface flatness and instant adhesion.
- For routine IHC applications, ISH based techniques and special stains.

Series 2 Frosted

- Extra clean non-coated microscope slides, suitable to use straight from the packet.
- Superior surface flatness, enables thin and even specimen layer.
- Optimized for cytology and cytogenetic applications.
- Also recommended for histology H&E applications.



Trajan microscope slides and coverslips

Series 1

Q: Do you need a more cost-effective solution for your routine H&E and IHC work?

A: Choose the right path with Trajan Series 1 slides. They will ensure a dependable and cost-effective solution with consistent staining

Series 1 - Popular as a cost-effective solution for routine lab work

Trajan Series 1 microscope slides are manufactured using high quality German float glass under an ISO accredited quality management system. Recommended for routine use in histology laboratories to deliver reliable and cost-effective results.

Series 1 Adhesive

- Specialized adhesive coated slides with positively charged surface to promote cell and tissue adhesion.
- Recommended for frozen sectioning and IHC applications.

Series 1 Advanced Adhesive

- Advanced hydrophilic coating for improved adhesion and minimal auto-fluorescence.
- Recommended for ISH based techniques and IHC applications.

Series 1 Frosted

- Non-coated microscope slides, pre-cleaned.
- Recommended for routine histology H&E.

Series 1 coverslips

Trajan Series 1 coverslips are manufactured using ultra-thin pure white borosilicate glass in controlled conditions for uniform thinness and smoothness. A proprietary surface treatment is applied to minimise coverslips sticking.

- Available in a range of sizes and formats, recommended for routine laboratory use.



Series 1

Trajan microscope slides

Series 3

Q: Do you have difficult specimens, that experience tissue loss due to the harsh processes involved in IHC?


A: Then choose the right path with Trajan Series 3 slides. They will ensure strong specimen adhesion and reduced rework

Series 3 - The best solution for difficult specimens

Trajan Series 3 Adhesive microscope slides have a fortified adhesive coating for improved tissue section adherence through harsh histology processes, dramatically reducing tissue loss and rework.

Series 3 Adhesive

- Fortified hydrophilic adhesive coating.
- Reliable performance through high temperature and humidity processes.
- Recommended for use in IHC applications for difficult specimen types.



Series 3



Showing the right path

ESPO Path slide printer

Compact efficient slide printing solution



Q. Running out of space to deploy printers where you need them?



A. The ESPO Path slide printer is remarkably compact and with a 12 cm x 24 cm footprint ESPO can be easily integrated into your laboratory

The ESPO Path slide printer was designed and developed in collaboration with histologists to optimise workflow.

ESPO features include compact footprint, fast high resolution printing, dual slide cartridges plus front feed, multiple interface options for connectivity and integration.

Workflow efficiency

- Compact footprint allows positioning of printer at individual microtome benches.
- Dual slide cartridges for easy switch between H&E and IHC slides.
- On demand front feed printing option for special stains.
- Each slide prints in only 3 seconds at 300 dpi resolution.
- Ribbon rewind mechanism eliminates ribbon drying and print gaps.

Control and reliability

- Touch screen monitor with label image display.
- High resolution printing of text, graphics and barcodes.
- Solvent resistant ink minimizes specimen misidentification.
- Multiple interface options via USB, LAN and WiFi allow LIS integration.
- Barcode scanner may be connected for increased control and specimen tracking.

Fast | Efficient | Compact



Specification

Printing method	Thermal transfer
Dot density	12 dot / mm
Print speed	20 slides / min (continuous mode)
Print direction	0°, 90°, 180°, 270° (print image rotation)
Solvent resistant	Water / Alcohol / Xylene
Barcode	JAN-8 / JAN-13/ 2of5 / UPC-E / CODE39 / CODE93 / CODE128 / EAN128 / NW-7 / QR CODE / micro QR code / DMC
Slide feeder	Two 100-slide cartridges, plus single front feed
Print output	Single mode (1 by 1) / tray up to 20 slides
Frost size	15 mm / 20 mm / 25 mm
Interface	USB / LAN / WiFi
Power	AC 90 – 240 V
Size	W 120 x D 240 x H 250 (mm)
Weight	7 kg

The histology printing solution you can rely on - designed and developed in collaboration with histologists



Trajan microscope slides

Microscope slides | Series 1

Part number	Part description and detail
Frosted - 76 mm x 26 mm	
471022201	Series 1 Frosted microscope slides, plain edge, 76 mm x 26 mm (3 in x 1 in), white, 30 x PK50 (1,500 per carton)
471022202	Series 1 Frosted microscope slides, plain edge, 76 mm x 26 mm (3 in x 1 in), yellow, 30 x PK50 (1,500 per carton)
471022203	Series 1 Frosted microscope slides, plain edge, 76 mm x 26 mm (3 in x 1 in), pink, 30 x PK50 (1,500 per carton)
471022204	Series 1 Frosted microscope slides, plain edge, 76 mm x 26 mm (3 in x 1 in), blue, 30 x PK50 (1,500 per carton)
471022205	Series 1 Frosted microscope slides, plain edge, 76 mm x 26 mm (3 in x 1 in), green, 30 x PK50 (1,500 per carton)
471022209	Series 1 Frosted microscope slides, plain edge, 76 mm x 26 mm (3 in x 1 in), orange, 30 x PK50 (1,500 per carton)
471042210	Series 1 Frosted microscope slides, ground edge 90°, 76 mm x 26 mm (3 in x 1 in), thermal white, 30 x PK50 (1,500 per carton)
471042201CT	Series 1 Frosted microscope slides, ground edge 90°, clipped corners, 76 mm x 26 mm (3 in x 1 in), thermal white, 30 x PK50 (1,500 per carton)
471042201CTH	Series 1 Frosted microscope slides for hematology, ground edge 90°, clipped corners, 76 mm x 26 mm (3 in x 1 in), thermal white, 30 x PK50 (1,500 per carton)
471042202	Series 1 Frosted microscope slides, ground edge 90°, 76 mm x 26 mm (3 in x 1 in), yellow, 30 x PK50 (1,500 per carton)
471042202C	Series 1 Frosted microscope slides, ground edge 90°, clipped corners, 76 mm x 26 mm (3 in x 1 in), yellow, 30 x PK50 (1,500 per carton)
471042203	Series 1 Frosted microscope slides, ground edge 90°, 76 mm x 26 mm (3 in x 1 in), pink, 30 x PK50 (1,500 per carton)
471042203C	Series 1 Frosted microscope slides, ground edge 90°, clipped corners, 76 mm x 26 mm (3 in x 1 in), pink, 30 x PK50 (1,500 per carton)
471042204T	Series 1 Frosted microscope slides, ground edge 90°, 76 mm x 26 mm (3 in x 1 in), thermal blue, 30 x PK50 (1,500 per carton)
471042204CT	Series 1 Frosted microscope slides, ground edge 90°, clipped corners, 76 mm x 26 mm (3 in x 1 in), thermal blue, 30 x PK50 (1,500 per carton)
471042205	Series 1 Frosted microscope slides, ground edge 90°, 76 mm x 26 mm (3 in x 1 in), green, 30 x PK50 (1,500 per carton)
471042205C	Series 1 Frosted microscope slides, ground edge 90°, clipped corners, 76 mm x 26 mm (3 in x 1 in), green, 30 x PK50 (1,500 per carton)
471042209	Series 1 Frosted microscope slides, ground edge 90°, 76 mm x 26 mm (3 in x 1 in), orange, 30 x PK50 (1,500 per carton)
471022100	Series 1 Double Frosted microscope slides, plain edge, 76 mm x 26 mm (3 in x 1 in), 30 x PK50 (1,500 per carton)
471042100	Series 1 Double Frosted microscope slides, ground edge 90°, 76 mm x 26 mm (3 in x 1 in), 30 x PK50 (1,500 per carton)
471042100C	Series 1 Double Frosted microscope slides, ground edge 90°, clipped corners, 76 mm x 26 mm (3 in x 1 in), 30 x PK50 (1,500 per carton)
Non Frosted	
471242000	Series 1 Non Frosted microscope slides, ground edge 90°, mega 76 mm x 52 mm (3 in x 2 in), clear, 10 x PK100 (1,000 per carton)
471022000C	Series 1 Non Frosted microscope slides, ground edge 90°, clipped corners, 76 mm x 26 mm (3 in x 1 in), clear, 30 x PK50 (1,500 per carton)
Adhesive - 76 mm x 26 mm	
471042221	Series 1 Adhesive microscope slides, ground edge 90°, 76 mm x 26 mm (3 in x 1 in), white, 20 x PK72 (1,440 per carton)
Advanced Adhesive - 76 mm x 26 mm	
471042241	Series 1 Advanced Adhesive microscope slides, ground edge 90°, 76 mm x 26 mm (3 in x 1 in), white, 20 x PK72 (1,440 per carton)
471042241CT	Series 1 Advanced Adhesive microscope slides, ground edge 90°, clipped corners, 76 mm x 26 mm (3 in x 1 in), thermal white, 20 x PK72 (1,440 per carton)

Microscope slides | Series 2

Part number	Part description and detail
Frosted - 76 mm x 26 mm	
472042401	Series 2 Frosted microscope slides, 76 mm x 26 mm, white, clipped corners, PK100
472042402	Series 2 Frosted microscope slides, 76 mm x 26 mm, yellow, clipped corners, PK100
472042403	Series 2 Frosted microscope slides, 76 mm x 26 mm, pink, clipped corners, PK100
472042404	Series 2 Frosted microscope slides, 76 mm x 26 mm, blue, clipped corners, PK100
472042405	Series 2 Frosted microscope slides, 76 mm x 26 mm, green, clipped corners, PK100
Adhesive - 76 mm x 26 mm	
472042491	Series 2 Adhesive microscope slides, 76 mm x 26 mm, white, clipped corners, PK100
472042492	Series 2 Adhesive microscope slides, 76 mm x 26 mm, yellow, clipped corners, PK100
472042493	Series 2 Adhesive microscope slides, 76 mm x 26 mm, pink, clipped corners, PK100
472042494	Series 2 Adhesive microscope slides, 76 mm x 26 mm, blue, clipped corners, PK100
472042495	Series 2 Adhesive microscope slides, 76 mm x 26 mm, green, clipped corners, PK100
Adhesive - 75 mm x 25 mm	
472042491N	Series 2 Adhesive microscope slides, 75 mm x 25 mm, white, clipped corners, PK100
472042492N	Series 2 Adhesive microscope slides, 75 mm x 25 mm, yellow, clipped corners, PK100
472042493N	Series 2 Adhesive microscope slides, 75 mm x 25 mm, pink, clipped corners, PK100
472042494N	Series 2 Adhesive microscope slides, 75 mm x 25 mm, blue, clipped corners, PK100
472042495N	Series 2 Adhesive microscope slides, 75 mm x 25 mm, green, clipped corners, PK100
Enhanced Adhesive - 76 mm x 26 mm	
472042481	Series 2 Enhanced Adhesive microscope slides, 76 mm x 26 mm, white, clipped corners, PK100

Microscope slides | Series 3

Part number	Part description and detail
Adhesive - 76 mm x 26 mm	
473042491	Series 3 Adhesive microscope slides, 76 mm x 26 mm, white, clipped corners, PK100
473042492	Series 3 Adhesive microscope slides, 76 mm x 26 mm, yellow, clipped corners, PK100
473042493	Series 3 Adhesive microscope slides, 76 mm x 26 mm, pink, clipped corners, PK100
473042494	Series 3 Adhesive microscope slides, 76 mm x 26 mm, blue, clipped corners, PK100
473042495	Series 3 Adhesive microscope slides, 76 mm x 26 mm, green, clipped corners, PK100
Adhesive - 75 mm x 25 mm	
473042491N	Series 3 Adhesive microscope slides, 75 mm x 25 mm, white, clipped corners, PK100
473042492N	Series 3 Adhesive microscope slides, 75 mm x 25 mm, yellow, clipped corners, PK100
473042493N	Series 3 Adhesive microscope slides, 75 mm x 25 mm, pink, clipped corners, PK100
473042494N	Series 3 Adhesive microscope slides, 75 mm x 25 mm, blue, clipped corners, PK100
473042495N	Series 3 Adhesive microscope slides, 75 mm x 25 mm, green, clipped corners, PK100

ESPO Path slide printer

Part number	Part description and detail
YMAT-ESP001W	ESPO Path Slide Printer

Trajan microscope slides

Advice from the experts

What are your pain points when using microscope slides? Do you have trouble choosing the best slides for your needs? Talk to us for expert advice on workflow solutions specific to you.

Visit us at www.trajanscimed.com/slides or contact your regional Trajan representative for assistance and a trial sample pack.



Showing the right path

Trajan Scientific and Medical

Science that benefits people

Trajan is actively engaged in developing and delivering solutions that have a positive impact on human wellbeing. Our vision revolves around collaborative partnerships that improve workflows, delivering better results.