



DUTCHWAY
STRUCTURES
LLC



QUALITY STORAGE



Who says a storage barn is only about function? We believe a great storage structure should not only offer you the extra space you need, but also add style, beauty and versatility to your backyard.

That's why our storage barns are designed with attention to detail and built with quality and care. Created to look great and make your life a little easier.

Choose from a wide variety of structures available for your specific needs—whether you want a place for tools and garden supplies... a comfortable spot for hobbies or crafts... a safe environment for pets... the convenience of added garage space... or even additional living space.

<i>Colonial A-Frame</i>	<i>4</i>	<i>Economy</i>	<i>24</i>	<i>Shed Diagram</i>	<i>44</i>
<i>Colonial Dutch Barn</i>	<i>6</i>	<i>Dog Kennel</i>	<i>26</i>	<i>Accessories</i>	<i>46</i>
<i>Victorian A-Frame</i>	<i>8</i>	<i>Horse Barn</i>	<i>28</i>	<i>Windows and Cupolas</i>	<i>48</i>
<i>Victorian Cottage</i>	<i>10</i>	<i>Victorian Hinged Roof</i>	<i>30</i>	<i>Doors and Shingles</i>	<i>50</i>
<i>Oak Ridge Cottage</i>	<i>12</i>	<i>A-Frame Garage</i>	<i>32</i>	<i>Siding and Paint Colors</i>	<i>52</i>
<i>A-Frame</i>	<i>14</i>	<i>Dutch Barn Garage</i>	<i>34</i>	<i>Delivery Options</i>	<i>54</i>
<i>Dutch Barn</i>	<i>16</i>	<i>Double Wide A-Frame</i>	<i>36</i>		
<i>Cottage</i>	<i>18</i>	<i>Hinged Roof Double Wide</i>	<i>38</i>		
<i>Hip Roof Barn</i>	<i>20</i>	<i>Assorted Styles</i>	<i>40</i>		
<i>Mini Barn</i>	<i>22</i>	<i>Gallery</i>	<i>42</i>		

Styles For Real Life

Designed with both your style and your lifestyle in mind, our attractive storage barn collections offer something for everyone. From basic sheds to truly inspired structures, you're sure to find exactly what you need to enhance your landscape and your quality of life.



A-frame
6'6" Walls
6:12 Pitch



A-frame
7' Walls
6:12 Pitch



Hip Roof
6'6" or 7' Walls
6:12 Pitch



Cottage
7'6" Front Wall
6'6" Back Wall
6:12 Pitch



Mini Barn & Economy
4' Walls



6' Wall Barn (Highwall)



Dutch Barn
6'6" Walls



Colonial A-frame
7' Walls
6:12 Pitch



Colonial Hip Roof
7' Walls
6:12 Pitch



Colonial Cottage
7'6" Front Wall
6'6" Back Wall
6:12 Pitch



Colonial Dutch Barn
6'6" Walls



Victorian A-frame
6' Walls
9:12 Pitch



Victorian A-frame
7' Walls
6:12 Pitch



Victorian Hip Roof
7' Walls
6:12 Pitch



Victorian Cottage
7'6" Front Wall
6'6" Back Wall
6:12 Pitch



Oak Ridge Cottage with Porch



Double Wide A-frame
7' Walls
3.5:12 Pitch



Colonial Double Wide Hinged Roof
8' Walls
5:12 Pitch

COLONIAL A-FRAME



10x16 Colonial A-Frame

Standard Features: 7' Walls, Double Doors, Two 18x27 Windows, with Shutters, Two Vents.

Extra Features: 3' Door, Transom in Doors, Two Transom Dormer, Two 24x36 Windows, Flower Boxes

Colors: Buckskin Duratemp | White Trim | Charcoal Brown Doors, Shutters and Flower Boxes | Black Architectural Shingles

10x12 Vinyl Colonial A-Frame

Standard Features:

- 7' Walls
- Double Door
- Two 18x27 Windows with Shutters
- Two Vents

Colors:

Flint Vinyl
White Trim
Black Shutters
Virginia Slate Shingles



10x16 Colonial A-Frame

Standard Features:

- 7' Walls
- Double Doors
- Two 18x27 Windows
- Shutters (not shown)

Extra Features:

- Transom in Doors
- Two 24x36 Windows

Colors:

Dark Gray Duratemp
White Trim, Doors
Black Shingles



COLONIAL DUTCH BARN



12x20 Colonial Dutch Barn

Standard Features: Double Door, 6" Overhang on Gables, Z Shutters, Standard Vents

Extra Features: Three Transom Dormer, 5' Ramp, Two 24x36 Windows with 1x4 Trim

Colors: Ronks Gray Duratemp | White Trim | Red Shutters and Doors | Black Architectural Shingles

12x16 Colonial Dutch Barn

Standard Features:

- Double Door
- 6" Overhang on Gables
- Two 18x27 Windows with Shutters
- Standard Vents

Extra Features:

- Two 24x36 Windows
- Victorian Hinges
- Shown with Vinyl Shutters
- 1x4 Trim Around Windows

Colors:

Ronks Gray Duratemp
White Trim and Doors
Black Shutters
Slatestone Gray Shingles



10x16 Colonial Dutch Barn

Standard Features:

- Double Door
- 6" Overhang on Gables
- Two 18x27 Windows with Shutters
- Standard Vents

Extra Features:

- Two 24x36 Windows
- 5' Ramp

Colors:

Red Duratemp
Red Trim and Doors
Black Shingles



VICTORIAN A-FRAME



10x16 Victorian A-Frame

Standard Features: Double Doors, Two 24x36 Windows with 1x4 Trim Around and Z Shutters, Two Victorian Vents, Victorian Hinges

Extra Features: Two Transom Dormer, Transom Windows in Doors, Extra 5' Ramp

Colors: Ronks Gray Duratemp | White Trim | Black Shutters and Doors | Virginia Slate Architectural Shingles



12x18 Victorian A-Frame, 7' Walls

Standard Features:

- Double Doors
- Two 24x36 Windows with 1x4 Trim Around and Z Shutters
- Two Victorian Vents
- Victorian Hinges

Extra Features:

- Extra 24x36 Window
- Raised Panel Shutters
- Extra 5' Ramps

Colors:

Buckskin Duratemp
Beige Trim
Red Raised Panel Shutters
Rustic Redwood Shingles



10x16 Victorian A-Frame

Standard Features:

- Double Doors
- Two 24x36 Windows with 1x4 Trim Around and Z Shutters
- Two Victorian Vents
- Victorian Hinges

Extra Features:

- Two Transom Dormer
- Two 30x36 Windows
- Two Victorian Flowerboxes
- Transom Windows in Doors

Colors:

Red Duratemp
Red Trim
Black Shingles



VICTORIAN COTTAGE



10x16 Victorian Cottage

Standard Features: Double Doors, Victorian Hinges, Two 24x36 Windows with 1x4 Trim Around and Z Shutters, Two Victorian Vents

Colors: Martin Cream Duratemp | White Trim | Green Shutters and Doors | Weathered Wood Architectural Shingles

12x20 Victorian Cottage

Standard Features:

- Double Doors
- Victorian Hinges
- Two 18x27 Windows with 1x4 Trim Around and Z Shutters
- Two Victorian Vents

Extra Features:

- 5' Ramp
- Extra 5' Door with Transoms
- Two 24x36 Windows

Colors:

Ronks Gray Duratemp
White Trim and Doors
Black Shutters
Virginia Slate Shingles



10x14 Colonial Cottage

Standard Features:

- Double Doors
- Two 24x36 Windows with 1x4 Trim Around
- Two Standard Vents
- Shutters not shown

Extra Features:

- 5' Ramp

Colors:

Red Duratemp
Clay Trim
Brown Windows
Rustic Redwood Shingles



OAK RIDGE COTTAGE



Standard Features: 3' door, Two 24x36 Windows with 1x4 Trim and Shutters, Victorian Hinges, 40" Porch (Length of Building), Two Victorian Vents.

Extra Features: 24x36 Window with 1x4 Trim, Shutters and Ridge Vent.

Colors: Dark Gray Duratemp | White Trim | Red Doors and Shutters | Black Roof

13x16 Oak Ridge Cottage

Standard Features:

- 3' door
- Two 24x36 Windows with 1x4 Trim and Shutters
- Victorian Hinges
- 40" Porch (Length of Building)
- Two Victorian Vents.

Extra Features:

- Arched Trim on Doors
- Double Doors
- Transom in Door

Colors:

Avocado Duratemp
Clay Trim, Doors, Shutters
Weathered Wood Shingles



13x16 Oak Ridge Cottage

Standard Features:

- 3' door
- Two 24x36 Windows with 1x4 Trim and Shutters
- Victorian Hinges
- 40" Porch (Length of Building)
- Two Victorian Vents.

Extra Features:

- Double Doors
- Transom in Door
- Arched Trim on Doors

Colors:

Chestnut Duratemp
White Trim, Doors, Shutters
Weathered Wood Shingles



A-FRAME



10x14 Vinyl A-Frame

Standard Features: 6'6" Walls, 5' Double Door, Two 18x27 Sliders Windows with Shutters, Two Vents

Extra Features: 7 Walls, Cupola with Country Doctor Weather Vane

Colors: Beige Dutchlap Siding | White Trim | Black Shutters | Weathered Wood Architectural Shingles

10x20 A-Frame

Standard Features:

- 6'6" Walls
- 5' Double Door
- Two 18x27 Sliders
Windows with Shutters
- Two Vents

Extra Features:

- Shown with Raised
Panel Shutters

Colors:

Light Gray Duratemp
White Trim
Dark Gray Shutters
Old English Pewter Shingles



10x16 A-Frame

Standard Features:

- 6'6" Walls
- Double Door
- Two 18x27 Windows
with Shutters
- Two Vents

Extra Features:

- 5' Ramp

Colors:

Avocado Duratemp
Beige Trim and Shutters
Cedar Shingles



DUTCH BARN



12x20 Dutch Barn

Standard Features: Double Doors, Two 18x27 Windows with Shutters, Vents

Colors: Ronks Gray Duratemp | White Trim and Shutters | Virginia Slate Architectural Shingles

10x16 Dutch Barn

Standard Features:

- Double Doors
- Two 18x27 Windows with Shutters
- Vents

Colors:

Espresso Duratemp
White Trim and Shutters
Black Shingles



12x16 Vinyl Dutch Barn

Standard Features:

- Double Doors
- Two 18x27 Windows with Shutters
- Vents

Extra Features

- 3' Door
- 24x36 Windows
- 5' Ramp

Colors

Almond Vinyl Siding
White Trim
Red Shutters
Slatestone Gray Shingles



COTTAGE



12x24 Vinyl Cottage

Standard Features: Double Doors, Two 18x27 Windows with Shutters, Vents

Extra Features: 3x8 Vinyl Porch, 8x6'6" Garage Door, Three 24x36 Windows, Cupola, 8' Ramp

Colors: Cream Vinyl Siding | White Trim | Green Shutters | Weathered Wood Architectural Shingles

8x12 Cottage

Standard Features:

- Double Doors
- Two 18x27 Windows with Shutters
- Vents

Colors:

Clay Duratemp
White Trim
Red Shutters
Cedar Shingles



10x16 Cottage

Standard Features:

- Double Doors
- Two 18x27 Windows with Shutters
- Vents

Extra Features

- 24x36 Windows

Colors:

Ronks Gray Duratemp
White Trim
Blue Shutters
Blue Door Insert
Virginia Slate Shingles



HIP ROOF BARN



10x16 Victorian Vinyl Hip Roof Barn

Standard Features: Double Doors, Two 24x36 Windows with 1x4 Trim Around, and Shutters (Not Shown)

Extra Features: Peak Dormer, Three 30x36 Windows, Three 30" Sunburst Windows, Full View 15 Lite Glass Doors, Shingled Over Ridge Vent

Colors: Tan Vinyl Siding | White Trim | Black Architectural Shingles



10x16 Colonial Hip Roof Barn

Standard Features:

- Double Doors
- Two 18x27 Windows
- Z Shutters

Extra Features:

- 1x4 Trim Around Windows

Colors:

Clay Duratemp
Beige Trim and Shutters
Weathered Wood Shingles



10x20 Vinyl Hip Roof Barn

Standard Features:

- Double Doors
- Two 18x27 Windows with Shutters

Extra Features:

- 8' Porch with Forester Railing
- 3' Door with Round Glass
- Cupola

Colors:

Lt. Gray Vinyl Dutchlap
White Trim
Rustic Redwood Shingles



MINI BARN



8x12 Mini Barn

*Standard Features: Double Door, One 18x27 Window with Shutters, Vents
Extra Feature: 5' Ramp*

Colors: Martin Cream Duratemp | Green Trim | Black Architectural Shingles

10x14 Mini Barn

Standard Features:

- One 18x27 Window with Shutters
- Double Door
- Vents

Extra Feature:

- 5' Ramp

Colors:

Ronks Gray Duratemp
White Trim
Oxford Gray Shingles



10x12 Mini Barn

Standard Features:

- Double Door
- One 18x27 Window with Shutters
- Vents

Colors:

Buckskin Duratemp
White Trim
Weathered Wood Shingles



ECONOMY



10x10 Economy

*Standard Features: Double Doors, One Vent,
Extra Features: 5' Ramp*

Colors: Dark Gray Duratemp | White Trim | Oxford Gray Shingles



10x14 Economy

Standard Features

(as shown):

- Double Door
- One Vent

Extra Feature:

- 5' Ramp

Colors:

Clay Duratemp

AvocadoTrim

Weathered Wood Shingles



8x12 Economy

Standard Features

(as shown):

- Double Door
- One Vent

Colors

Beige Duratemp

White Trim

Weathered Wood Shingles



DOG KENNEL



6x10 Colonial Dog Kennel

Standard Features (as shown): 3' Doors, 18x27 Windows with 1x4 Trim Around, 6' Chain Link Fence Around Porch with Gate, Dog Flap Door

Colors: Light Gray Duratemp | White Trim | Gray Slate Shingles (Discontinued)





8x12 Dog Kennel

Standard Feature:

- 3' Door (Shown)
- Two 18x27 Sliders (Not Shown)
- Vents

Extra Features:

- 8' Chain Link Around Porch with Dog Flap

Colors:

Espresso Duratemp
Black Trim
Black Shingles



Dog House

Whoever said being in the doghouse was a bad thing? Our pet friendly charmer is built to offer comfort and style for your favorite furry friend.



HORSE BARN



12x30 Colonial Horse Barn Cottage

Standard Features: No Floor, Vents, 4' high 5/8 Plywood Kick Board on All Inside Walls

Extra Features: Three 4' Roll Doors with Fold Down Grills, Two Partitions Separating the Stalls

Colors: Red Duratemp | Red Trim | Virginia Slate Architectural Shingles

12x40 Colonial Horse Barn Cottage

Standard Features:

- Rough Door Opening
- No Floor, Vents
- 4' high 5/8 Plywood Kick Board on All Inside Walls

Extra Features:

- Extra Stall with Rough Opening
- 3' Door
- 5' Double Door
- Two 15x60 Windows in Gables
- Tack and Feed Rooms

Colors:

Red Duratemp
White Trim
Weathered Wood Shingles



10x36 Colonial Run-in Cottage

Standard Features:

- Rough Door Opening
- No Floor, Vents
- Shown with 4' high 5/8 Plywood Kick Board on All Inside Walls

Colors:

Red Duratemp
White Trim
Virginia Slate Shingles



VICTORIAN HINGED ROOF



12x16 Victorian Hinged Roof - Duratemp

Standard Features: Double Doors, Two 24x36 Windows with 1x4 Trim and Z Shutters, Two Victorian Vents, Victorian Hinges.

Extra Features: 3' Door, Arched Trim on Doors, Flower Boxes, Three Transom Dormer, Transoms Above Double Doors, 5' Ramp

Colors: Espresso Duratemp | White Trim | White Doors | Black Shutters | Black Architectural Shingles

12x16 Victorian Hinged Roof

Standard Features:

- Double Doors
- 24x36 Windows with 1x4 Trim and Shutters
- Victorian Vents
- Victorian Hinges

Extra Features:

- 8' Roll Doors
- Wood Sash Windows in Roll Doors
- Three Transom Dormer
- HardiePlank Siding

Colors

Dark Gray
HardiePlank
White Trim
Black Shingles



12x18 Victorian Hinged Roof

Standard Features:

- Vinyl Siding
- Double Doors
- 24x36 Windows with 1x4 Trim and Shutters
- Victorian Vents
- Victorian Hinges

Extra Features:

- Arched Door Trim on 6' door
- Three Transom Dormer
- Flower Boxes
- 5' Ramp
- Shown with Vinyl Shutters

Colors:

Flint Vinyl
White Trim
Black Shutters
Virginia Slate Shingles



A-FRAME GARAGE



12x24 Victorian A-Frame Garage

Standard Features: 9x7 Garage Door, 3' Door, Two 18x27 Windows with 1x4 Trim Around and Z Shutters, Two Vents

Extra Features: Double Doors, Cupola, 9x7 Carriage Series Garage Door, Two 24x36 Windows

Colors: Red Duratemp | White Trim and Shutters | Weathered Wood Architectural Shingles

12x24 A-Frame

Standard Features:

- 9x7 Garage Door
- 3' Door
- Two 18x27 Windows with Shutters
- Two Vents
- *Extra Features:*
 - Double Doors
 - 24x36 Windows
 - 9x7 Carriage Series Garage Door

Colors:

*Buckskin Duratemp
White Trim
Redwood Shingles*



14x24 Colonial A-Frame

Standard Features:

- 9x7 Garage Door
- 3' Door
- Two 18x27 Windows with Shutters
- Two Vents

Extra Features:

- Double Doors
- 24x36 Windows

Colors:

*Red Duratemp
White Trim
Black Shutters
Black Shingles*



DUTCH BARN GARAGE



12x20 Dutch Barn Garage

Standard Features: 9x7 Garage Door, 3' Door, 18x27 Windows with Shutters, Vents

Extra Features: Double Door, 24x36 Windows

Colors: Buckskin Duratemp | White Trim | Black Shutters | Black Architectural Shingles



12x24 Dutch Barn Garage

Standard Features:

- 9x7 Garage Door
- 3' Door
- 18x27 Windows with Shutters
- Vents

Extra Features:

- Double Doors
- 24x36 Windows
- One Victorian Vent

Colors:

Red Duratemp
White Trim
Black Shingles



12x24 Dutch Barn Garage

Standard Features:

- 9x7 Garage Door
- 3' Door
- 18x27 Windows with Shutters
- Vents

Extra Features:

- Double Doors
- 5' Ramp
- 24x36 Windows

Colors:

Blue Duratemp
White Trim & Shutters
Blue Shingles



DOUBLE WIDE A-FRAME



24x24 Vinyl A-Frame Double Wide

Standard Features: Two 9x7 Garage Doors, 3' Entry Door, Four 18x27 Windows with Shutters, Vents

Colors: Almond Vinyl | White Trim | Red Shutters | Rustic Redwood Architectural Shingles



24x24 A-Frame

Standard Features:

- Two 9x7 Garage Doors
- 3' Entry Door
- Four 18x27 Windows with Shutters
- Vents

Extra Features:

- Spouting and Downspouts

Colors:

Beige Duratemp
Green Trim
Black Shingles



24x24 Colonial A-Frame

Standard Features:

- Two 9x7 Garage Doors
- 3' Entry Door
- Four 18x27 Windows with Shutters
- Vents

Extra Features:

- Four 24x36 Windows
- Garage Doors Painted Red
- 8' Ramp
- 5' Ramp
- Double Doors

Colors:

Red Duratemp
Red Trim
Cedar Shingles



HINGED ROOF DOUBLE WIDE



24x24 Hinged Roof Colonial Double Wide

Standard Features: Two 9x7 Garage Doors, Double Doors, Two 24x36 Windows with 1x4 Trim and Shutters, Shown with Raised Panel Shutters, No Vents.

Extra Features: Arched Door Trim

Colors: Buckskin Duratemp | Beige Trim | Red Doors & Shutters | Weathered Wood Shingles



24x24 Hinged Roof Colonial Double Wide

Standard Features: Two 9x7 Garage Doors, Double Doors, Two 24x36 Slider Windows with 1x4 Trim and Louvered Shutters, No Vents

Colors: Ronks Gray Duratemp | White Trim | Black Shutters | Virginia Slate Shingles

ASSORTED STYLES



10x20 Vinyl Victorian A-Frame with 8' Bumpout Dormer

*Standard Features: Double Door; Two 24x36 Windows with 1x4 Trim Around and Z Shutters, Vents
Extra Features: 3' Door; Transoms in Doors, Sunburst Window in Bumpout*

Colors: Tan Vinyl Dutchlap | White Trim | Red Doors | Slatestone Gray Architectural Shingles

4x8 Wood Shed

Perfect for storing trash bins, a cord of wood or other items you'd like to keep dry and out of sight, our sleek little Wood Shed offers you the perfect combination of form and function.

*Colors:
Red Duratemp
Red Trim
Cedar Shingles*



12x16 Victorian A-Frame, 7' Walls, Shed Add-On

A double-duty delight! This great looking storage solution gives you plenty of space for all kinds of essentials with the bonus of an add-on that's just right for storing wood, trash bins and other often-used items.

*Colors:
Red Duratemp
Red Trim
Black Shingles*




GALLERY



*By a pool or by a lake...in your backyard or on a vacation property...
your structure is right at home just about anywhere. Take a look at
our project gallery and let your imagination take flight.*



SHED DIAGRAM



SITE PREPARATION



A properly prepared foundation is a very important step to ensure that your shed will have the longest lifespan possible. The two most important factors to look for in a foundation are even support and proper drainage. We have found that the most effective way to accomplish these items is a crushed stone base. Here are some steps for installing a typical crushed stone base.

1. Mark out the area We recommend adding 12" on all sides of the shed for the stone area. If you are planning to use a timber border (4x4/6x6), add the width of the border in addition to the 12" of crushed stone.

NOTE: Buildings that have 12" overhangs should have an extra 6" added to the drip edge side in order to allow the water running off the roof to drip into the stone instead of on the border.

2. Prepare the area by removing the vegetation. If a lower step up into the shed is desired, the ground can be dug out to the thickness of the stone (4"-6"). Level the ground if possible.

3. (OPTIONAL) Lay down a layer of Geotextile filter fabric. This will help to prevent the stone and building from settling, while allowing the rainwater to drain out the bottom.
4. Install the border, making sure the top edge is level. If needed, build up multiple layers to create a retaining wall due to ground slope. If using timbers, stake them into the ground by using 1/2" rebar.

TIP: If using a timber (wood) border, make sure it is treated for ground contact.

5. Fill the stone to the top edge of the border. we recommend using 3/4" clean stone to allow proper drainage. An easy way to help level the stone is by running a 2x4 across the top of the timbers to check height.

NOTE: Stone must be level in each direction to enhance the life of the shed.

ACCESSORIES



Diamond Plate Threshold



Loft & Work Bench Shelves

Latches



Horsebarn Latch



Standard Door Latch

The right details can turn your storage barn into something quite extraordinary. Along with your choice of color, you may also choose from a variety of options to create a customized shed that's just right for your landscape. Check out our complete line of decorative latches and hinges... dormers... flower boxes... cupolas... weathervanes... and lots more.

Hinges



Standard



Victorian Hinge

Vents



Standard Vent



Aluminum Vinyl Vent



Victorian Vent

Ramps



4'x5' Flex Ramp



8' Ramp

Flower Boxes



Vinyl



Victorian

Dormers



Transom Dormer



Shed Dormer



*Victorian / Ponderosa
Reverse Gable Dormer*



Bumpout Dormer



Peak Dormer

WINDOWS & CUPOLAS

Shutters



Victorian Z

Vinyl Louvered

Raised Panel Shutter

Victorian Windows with Z Shutters



24x36 Window



2 - 24x36 Window



2-30x36 Window

Standard Windows



18x27 Window



24x36 4/4 Window



30x36 6/6 Window

Windows come in various other sizes

Insulated Windows



4/4 Kinro Insulated Window Size: 24x36



30x36 Insulated Kinro

Window Shapes



Transom



Square



Octagon



Diamond



Sunburst

Standard Lighting Package



1 Light Switch 2 Receptacles 1 Ceiling Light Mount 1 Junction Box (mounted on outside of shed)

Deluxe Lighting Package



1 Light Switch 4 Receptacles 2 Ceiling Light Mount 1 Junction Box (mounted on outside of shed)

Shed Series Cupolas



Black top



Brown top



Copper top



Victorian



Elite



Manor

Recommended for Ponderosa or Garages



Carlisle



Bethany



Norwood

Weather Vanes



Country Doctor



Horse



Rooster



Sail Boat

Many others available.

DOORS & SHINGLES

Standard Wooden Doors



3' Door



4' or 5' Door



6' Door

Colonial Wood Doors



Standard Colonial Door



Colonial Door with Transom

Victorian Wood Doors




Standard Victorian Door



Victorian Door with Transoms

Glass Options for Wood Doors (Colonial Or Victorian)



Transoms with Square Trim



Transom with Arched Trim



12 Lite Wood Sash Window



Eye-brow Wood Sash Window

Fiberglass Shed Doors



3' Door



5' Door

Insulated House Door




3' Door

Fiberglass Shed Door and House Door Glass Options



6" Transoms



10" Transoms



9 Lite Square Glass



11 Lite Round Glass



15 Lite Full View Glass

Garage Doors



9x7 Solid Door



9x7 Door with Windows



*9x7 Carriage Door
Square Glass*



*9x7 Carriage Door with Arched Glass
Arched Opening (upgrade)*

Boot Return



Shingled




Straight

Seamless Gutter System



Available in various colors.

Ridge Vent




Aluminum




Shingled Over


Arch Shingles




Old English Pewter




Virginia Slate




Rustic Cedar




Rustic Black



Oxford Gray




Rustic Evergreen



*Rustic
Redwood*



Slatetone Gray



*Weathered
Wood*



*National Blue
(IKO)*



SIDING & PAINT COLORS

Vinyl Siding Colors



Almond



Beige



Blue



Clay



Cream



Flint



Gray



Mist



Olive



Pearl



Tan



White



Georgia-Pacific

VINYL SIDING AND ACCESSORIES

COLORS MAY VARY

Paint Colors



Light Blue



Dark Blue



Early American



Light Gray



Ronks Gray



Dark Gray



Navajo White



Martin Cream



Beige



Tan



Buckskin




Espresso




Clay




Chestnut



Charcoal



Red




Black



White



Avocado



Green (Hunter)

COLORS MAY VARY



DELIVERY OPTIONS



Let us create your storage solution in our workshop and we'll deliver it to your prepared site—ready for you to use and enjoy right away. Using the latest equipment and technology to place your shed perfectly, safely and quickly, our team of shed placement pros will get the job done right.




The Mule



On-Site Build Option





DUTCHWAY STRUCTURES

LLC

Dutchway Structures, LLC

Bridgeton Amish

Farmers Market

2 Cassidy Ct.

Bridgeton, NJ 08302

Phone: (856) 506-2287

www.dutchwaystructures.com

sales@dutchwaystructures.com