

# DOORS & SHINGLES

## Standard Wooden Doors



3' Door



4' or 5' Door



6' Door

## Colonial Wood Doors




Standard Colonial Door



Colonial Door with Transom

## Victorian Wood Doors




Standard Victorian Door



Victorian Door with Transoms


## Glass Options for Wood Doors (Colonial Or Victorian)



Transoms with Square Trim



Transom with Arched Trim



12 Lite Wood Sash Window



Eye brow Wood Sash Window

## Fiberglass Shed Doors



3' Door



5' Door




3' Door

## Insulated House Door

## Fiberglass Shed Door and House Door Glass Options



6" Transoms



10" Transoms



9 Lite Square Glass



11 Lite Round Glass



15 Lite Full View Glass

# WINDOWS & CUPOLAS

## Shutters



*Victorian Z*



*Vinyl Louvered*



*Raised Panel Shutter*

## Victorian Windows with Z Shutters



*24x36 Window*



*2 - 24x36 Window*



*2-30x36 Window*

## Standard Windows



*18x27 Window*



*24x36 4/4 Window*



*30x36 6/6 Window*

## Insulated Windows



*4/4 Kinro Insulated Window Size: 24x36*



*30x36 Insulated Kinro*

*Windows come in various other sizes*

## Window Shapes



*Transom*



*Square*



*Octagon*



*Diamond*



*Sunburst*

## Garage Doors



*9x7 Solid Door*



*9x7 Door with Windows*



*9x7 Carriage Door  
Square Glass*



*9x7 Carriage Door with Arched Glass  
Arched Opening (upgrade)*

## Boot Return



*Shingled*




*Straight*

## Seamless Gutter System



*Available in various colors.*




*Aluminum*




*Shingled Over*

## Ridge Vent


## Arch Shingles




*Old English Pewter*




*Virginia Slate*




*Rustic Cedar*




*Rustic Black*



*Oxford Gray*




*Rustic Evergreen*




*Rustic  
Redwood*



*Slatetone Gray*



*Weathered  
Wood*



*National Blue  
(IKO)*



## Vents



*Standard Vent*



*Aluminum Vinyl Vent*



*Victorian Vent*

## Ramps



*4'x5' Flex Ramp*



*8' Ramp*

## Flower Boxes



*Vinyl*



*Victorian*

## Dormers



*Transom Dormer*



*Shed Dormer*



*Victorian / Ponderosa  
Reverse Gable Dormer*



*Bumpout Dormer*



*Peak Dormer*

# ACCESSORIES



*Diamond Plate Threshold*



*Loft & Work Bench Shelves*

## Latches

---



*Horsebarn Latch*



*Standard Door Latch*

*The right details can turn your storage barn into something quite extraordinary. Along with your choice of color, you may also choose from a variety of options to create a customized shed that's just right for your landscape. Check out our complete line of decorative latches and hinges... dormers... flower boxes... cupolas... weathervanes... and lots more.*

## Hinges

---



*Standard*



*Victorian Hinge*

**Standard Lighting Package**



1 Light Switch



2 Receptacles



1 Ceiling Light Mount



1 Junction Box  
(mounted on outside of shed)

**Deluxe Lighting Package**



1 Light Switch



4 Receptacles



2 Ceiling Light Mount



1 Junction Box  
(mounted on outside of shed)

**Shed Series Cupolas**



Black top



Brown top



Copper top



Victorian



Elite



Manor

**Recommended for Ponderosa or Garages**



Carlisle



Bethany



Norwood

**Weather Vanes**



Country Doctor



Horse



Rooster



Sail Boat

Many others available.