

Socket set 1/2" in metal box

190BI6P22IN



Profiles



Product features

- Dimension of box: 448 x 198 x 54

Set includes:

- 16x socket 1/2", 6 point (article 190/1 6P) dim. 5/16", 3/8", 7/16", 1/2", 9/16", 5/8", 11/16", 3/4", 13/16", 7/8", 15/16", 1", 1.1/16", 1.1/8", 1.3/16", 1.1/4"
- 1x reversible ratchet 1/2"
- accessories 1/2"; 1x swivel handle, 1x sliding T - handle, 2x extension bar (125, 250mm), 1x universal joint







Product name

SKU

Article

Dimensions

Quantity

Product name	SKU	Article	Dimensions	Quantity
Socket set 1/2" in metal box	615180	190BI6P22IN	5/16" - 1.1/4"	22
Socket 1/2", 6 point		190/1 6p	5/16", 3/8", 7/16", 1/2", 9/16", 5/8", 11/16", 3/4", 13/16", 7/8", 15/16", 1", 1.1/16", 1.1/8", 1.3/16", 1.1/4"	16
Reversible ratchet 1/2"		190.1/1ABI	1/2"	1
Swivel handle 1/2"		190.2/1BI	1/2"x380	1
Sliding T - handle 1/2"		190.3/1	1/2"	1
Extension bar 1/2"		190.4/1	1/2"x125, 1/2"x250	2
Universal joint 1/2"		190.6/2	1/2"	1

* Images of products are symbolic. All dimensions are in mm, and weight in grams. All listed dimensions may vary in tolerance.