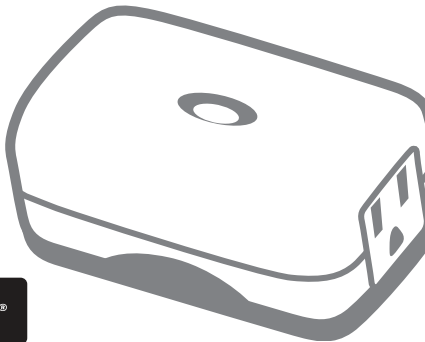




45603

Wireless Lighting Control

Fluorescent & Appliance Module

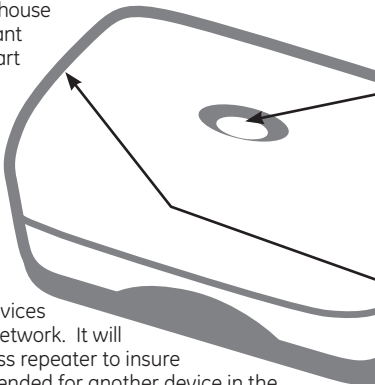


Z-Wave® Certified
Wireless Lighting Control

Introduction:

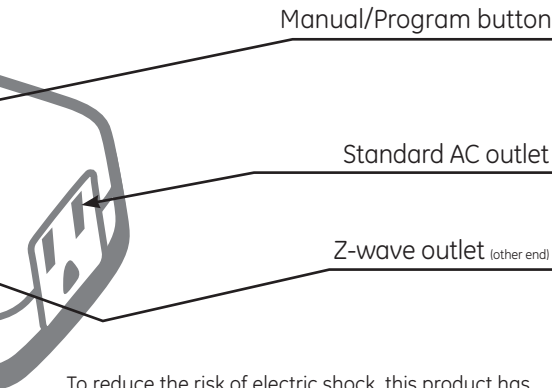
Thank you for your purchase of a GE Z-Wave® control device. Z-Wave technology is designed to automate lighting/home control and provide easy remote operation of all your Z-wave enabled devices. The GE Z-Wave product family includes a variety of devices to control lighting in your home. It is up to you whether you want to control one room or your entire house and whether you want to do it all now or start with one room and add more over time.

This module is one component of a Z-Wave® control system and is designed to work with all other Z-Wave enabled devices in a home control network. It will also act as a wireless repeater to insure that commands intended for another device in the network are received, thereby extending the range of the wireless controller. Z-Wave devices of other types and brands can be added to the system and will also act as range extenders if they support this function of repeating the signal received to other nodes in the system.



The device plugged into the Z-Wave controlled outlet on this module must not exceed 600 watts (Incandescent); 1800W (15A) Resistive or ½ HP Motor. Total load capacity for both outlets is 1800W (15A) Resistive.

There are no user serviceable parts in this unit.



Manual/Program button

Standard AC outlet

Z-wave outlet (other end)

To reduce the risk of electric shock, this product has a grounding type plug that has a third (grounding) pin. This plug will only fit into a grounding type power outlet. If the plug does not fit into the outlet, contact a qualified electrician to install the proper outlet. Do not change the plug in any way.

WARNING

RISK OF FIRE

RISK OF ELECTRICAL SHOCK

RISK OF BURNS

Controlling Appliances:

Exercise extreme caution when using Z-Wave devices to control appliances. Operation of the Z-Wave device may be in a different room than the controlled appliance, also an unintentional activation may occur if the wrong button on the remote is pressed. Z-Wave devices may automatically be powered on due to timed event programming. Depending upon the appliance, these unattended or unintentional operations could possibly result in a hazardous condition. For these reasons, we recommend the following:

1. Assign Z-Wave controlled appliances to device numbers 10 – 18 on the GE remote. The likelihood of unintentionally turning on the appliance will be reduced significantly because the "Shift" button will need to be pressed before pressing device numbers 10-18.
2. Z-Wave devices controlling appliances should be removed from "All" control setting. Instructions on how to do this are included in the manual for your GE remote.
3. Do Not include Z-Wave devices in Groups or Scenes if they control appliances.
4. Do Not use Z-Wave devices to control electric heaters or any other appliances which may present a hazardous condition due to unattended or unintentional or automatic power on control.
5. Double check programs for accuracy before using them.

NOT FOR USE WITH MEDICAL OR LIFE SUPPORT EQUIPMENT

Z-Wave enabled devices should never be used to supply power to, or control the On/Off status of medical and/or life support equipment.

Wireless Range

This device complies with the Z-Wave standard of open-air, line of sight transmission distances of 65 feet. Actual performance in a home depends on the number of walls between the remote controller and the destination device, the type of construction and the number of Z-Wave enabled devices installed in the control network.

GE Z-Wave Network

Every Z-Wave enabled device acts as a signal repeater and multiple devices result in more possible transmission routes which helps eliminate "RF dead-spots".

Things to consider regarding RF range:

- Each wall or obstacle (i.e.: refrigerator, big screen TV, etc.) between the remote or a Z-Wave device and the destination device will reduce the maximum range by approximately 25-30%.
- Brick, tile or concrete walls block more of the RF signal than walls made of wooden studs and plasterboard (drywall).
- Wall mounted Z-Wave devices installed in metal junction boxes will suffer a significant loss of range (approximately 20%) since the metal box blocks a large part of the RF signal.

Effects of Home Construction on Wireless Range Between Z-Wave Enabled Devices.

Note: The distances shown in the table below are typical examples. Actual performance in your home will vary.

From the Remote (or repeating Z-Wave module) to destination device:

		Type of Construction			
		Wood Frame w/Drywall		Brick, Tile or Concrete	
		Plastic J-Boxes*	Metal J-Boxes	Plastic J-Boxes*	Metal J-Boxes
Number of Walls or Obstacles	0**	100'	80'	100'	80'
	1	70'	56'	60'	48'
	2	49'	39'	36'	29'
	3	34'	27'	21'	17'

* For Plug-in Modules or In-Wall Devices Installed in Plastic Junction Boxes

** Line of Sight / no obstructions

Please Note: Z-Wave home control networks are designed to work properly alongside 802.11 wireless computer networks, Bluetooth and other 2.4GHz or 5.8GHz devices. Some baby cams, wireless video devices and older cordless phones using the 900MHz frequency range may cause interference and limit Z-Wave functionality. Many 900MHz products have a switch to select channel "A" or "B". You may find that one of these channels will cause less interference than the other.

Key Features

1. One Z-wave controlled AC outlet

- Remote **ON/OFF** control via the Z-Wave controller
- Manual **ON/OFF** control with the front panel push button

2. One Always-ON pass-through AC outlet

3. Space efficient design

- Does not block the lower outlet when plugged in to the upper outlet of a duplex wall receptacle. (This assumes that the duplex receptacle is mounted with the ground pin down.)
- Plugs and cords for connected devices route to the side allowing close placement of furniture

4. Grounded 3-wire power connection for safety

Basic Operation

The connected light can be turned ON in two ways:

1. With a Z-Wave remote
2. Manually with the push button on the Z-Wave module

Remote Control

GE Z-Wave remotes provide control of an Individual device, Groups of devices and Scenes. Other brands of Z-Wave Certified remotes may not offer as much flexibility in how you can set up your lighting control network. Please refer to your remote control's instructions for details on its capabilities and instructions for adding and controlling devices.

Manual Control

The Front Panel Push button on the 45603 Appliance Module allows the user to:

1. Manually turn the connected equipment **ON** or **OFF** by pressing the button.
- This is a toggle switch; if the device is **OFF**, pressing the button turns the device **ON** and vice versa.
2. Include or exclude the module from the Z-Wave home

control network with your primary controller.

- Refer to the instructions for your primary controller to access the network setup function and include or exclude devices.
- When prompted by your primary controller, tap the button.
- The primary controller should indicate that the action was successful. If the controller indicates the action was unsuccessful, please repeat the procedure.
- Once the module is part of the network, the same basic procedure is used to add the module to groups or scenes. Refer to the primary controller's instructions for details.

Please Note: After a power failure, the 45603 module returns to its last used **ON/OFF** state.

ADVANCED OPERATION

The following Advanced Operation parameters require that you have an advanced controller like the model 45601 LCD remote. Advanced remotes from other manufacturers may also be able to change these settings; however, basic remotes do not have this capability.

All On/All Off

Depending upon your primary controller, the 45603 module can be set to respond to **ALL ON** and **ALL OFF** commands in up to four different ways. Some controllers may not be able to change the response from its default setting. Please refer to your controller's instructions for information on whether or not it supports the configuration function and if so, how to change this setting.

Restoring Factory Defaults

All Configuration Parameters can all be restored to their factory default settings by using your primary controller to reset the device. (delete it from network)

Over-Current Protection

Over-current protection is provided by an internal fuse which is not user serviceable. Check your home's circuit breakers before concluding that the product must be replaced.

Interoperability with Z-Wave™ Devices

A Z-Wave™ network can integrate devices of various classes, and these devices can be made by different manufacturers. Although every Z-Wave certified product is designed to work with all other Z-Wave certified products, your controller must include the appropriate device classifications in order to control non-lighting Z-wave devices. As an example, the 45600 basic remote is designed only for controlling Z-Wave

devices using the lighting control classification. The 45601 deluxe remote with LCD readout can control other Z-Wave certified devices like thermostats as well as lighting.

WARRANTY

JASCO Products warrants this product to be free from manufacturing defects for a period of two years from the original date of consumer purchase. This warranty is limited to the repair or replacement of this product only and does not extend to consequential or incidental damage to other products that may be used with this product. This warranty is in lieu of all other warranties, expressed or implied. Some states do not allow limitations on how long an implied warranty lasts or permit the exclusion or limitation of incidental or consequential damage, so the above limitations may not apply to you. This warranty gives you specific rights, and you may also have other rights which vary from state to state. Please contact Customer Service at 800-654-8483 (option 4) between 7:30AM – 5:00PM CST or via our website (www.jascopeproducts.com) if the unit should prove defective within the warranty period,

JASCO Products Company
Building B
10 E Memorial Rd.
Oklahoma City, OK 73114

FCC

U2Z45602-3

The Federal Communication Commission Radio Frequency Interference Statement includes the following paragraph: The equipment has been tested and found to comply with the limits for a Class B Digital Device, pursuant to part 15 of the FCC Rules. These limits are designed to provide reasonable protection against harmful interference in a residential installation. This equipment uses, generates and can radiate radio frequency energy and, if not installed and used in accordance with the instruction, may cause harmful interference to radio communication. However, there is no guarantee that interference will not occur in a particular installation. If this equipment does cause harmful interference to radio or television reception, which can be determined by turning the equipment off and on, the user is encouraged to try to correct the interference by one or more of the following measures:

- Reorient or relocate the receiving antenna
- Increase the separation between the equipment and receiver
- Connect the equipment into an outlet on a circuit different from that to which the receiver is connected
- Consult the dealer or an experienced radio/TV technician for help

Operation is subject to the following two conditions:

- This device may not cause interference and
- This device must accept any interference, including interference that may cause undesired operation of the device.

Important Note: To comply with the FCC RF exposure compliance requirements, no change to the antenna or the device is permitted. Any change to the antenna or the device could result in the device exceeding the RF exposure requirements and void user's authority to operate the device.

Compliance with IC Rules and Regulations

IC: 6924A-45602A3

Jasco Products Company

Model: 45603

ZW4101

This Class B digital device complies with Canadian ICES-003.

SPECIFICATIONS

Power 120VAC, 60Hz

Signal (Frequency) 908.42 MHz

Maximum load for both outlets 15 Amps, 1800W Resistive

Maximum load for the Z-Wave controlled outlet: 600W

Incandescent, ½ HP Motor or 1800W Resistive

Range: Up to 100 feet line of sight between the Wireless Controller and the closest Z-Wave receiver module.

Operating Temperature Range: 32-104° F (0-40° C)

For indoor use only.

Specifications subject to change without notice due to continuing product improvement

Z-Wave is a registered US trademark of Zensys A/S

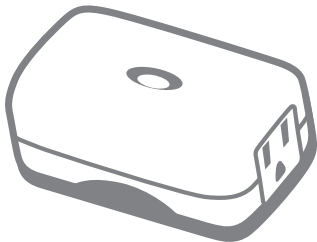
© 2009 JASCO Products Company



is a registered trademark of
General Electric Company
and is used under license to
Jasco Products Company LLC,
10 E Memorial Rd., Oklahoma
City, Oklahoma 73114
Made in China
Hecho en China

All brand names shown are
trademarks of their respective
owners.

Todas las marcas que aparecen
aquí son marcas registradas de
sus respectivos dueños.



45603-2
5/15/09