


Tiger Mono-facial 455-475 Watt

Tiling Ribbon (TR) Technology

Positive power tolerance of 0~+3%



KEY FEATURES



TR technology + Half Cell

TR technology with Half cell aims to eliminate the cell gap to increase module efficiency (mono-facial up to 21.16%)



9BB instead of 5BB

9BB technology decreases the distance between bus bars and finger grid line which is benefit to power increase.



Higher lifetime Power Yield

2.5% first year degradation,
0.6% linear degradation



Best Warranty

12 year product warranty,
25 year linear power warranty



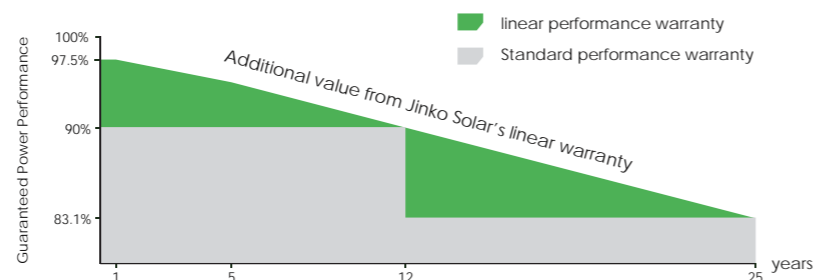
Avoid debris, cracks and broken gate risk effectively

9BB technology using circular ribbon that could avoid debris, cracks and broken gate risk effectively

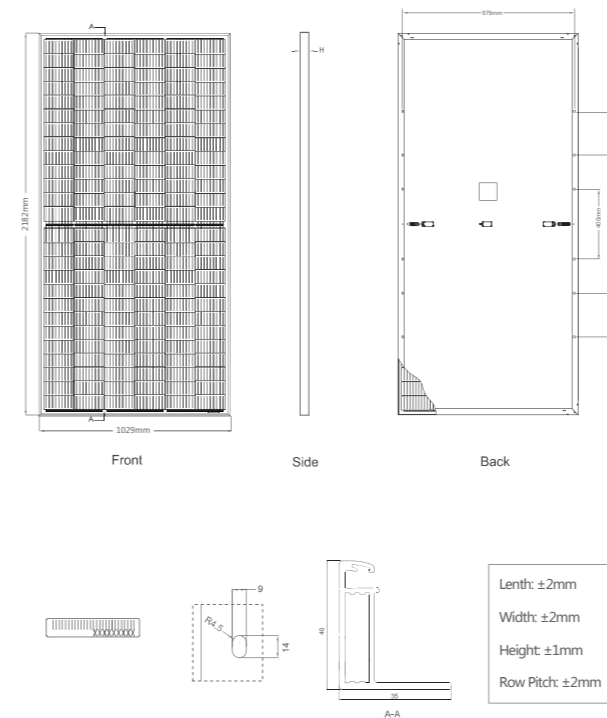


LINEAR PERFORMANCE WARRANTY

12 Year Product Warranty • 25 Year Linear Power Warranty
0.6% Annual Degradation Over 25 years



Engineering Drawings

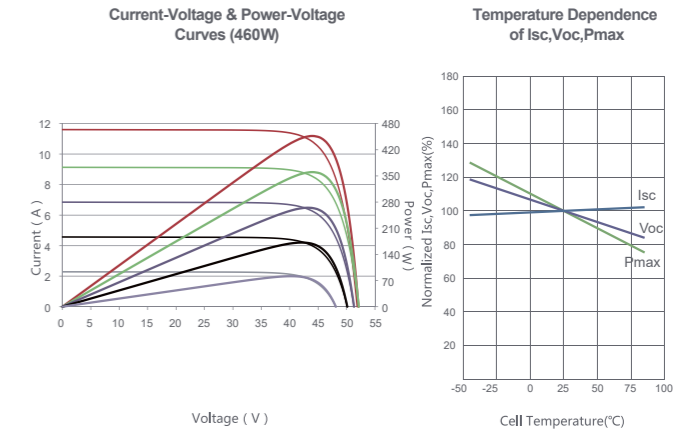


Packaging Configuration

(Two pallets = One stack)

27pcs/pallets, 54pcs/stack, 540pcs/ 40'HQ Container

Electrical Performance & Temperature Dependence



Mechanical Characteristics

Cell Type	P type Mono-crystalline
No. of cells	156 (2×78)
Dimensions	2182×1029×40mm (85.91×40.51×1.57 inch)
Weight	26.1 kg (57.54 lbs)
Front Glass	3.2mm, Anti-Reflection Coating, High Transmission, Low Iron, Tempered Glass
Frame	Anodized Aluminium Alloy
Junction Box	IP67 Rated
Output Cables	TUV 1×4.0mm ² (+): 290mm, (-): 145 mm or Customized Length

SPECIFICATIONS

Module Type	JKM455M-7RL3		JKM460M-7RL3		JKM465M-7RL3		JKM470M-7RL3		JKM475M-7RL3	
	STC	NOCT	STC	NOCT	STC	NOCT	STC	NOCT	STC	NOCT
Maximum Power (Pmax)	455Wp	339Wp	460Wp	342Wp	465Wp	346Wp	470Wp	350Wp	475Wp	353Wp
Maximum Power Voltage (Vmp)	42.97V	39.32V	43.08V	39.43V	43.18V	39.58V	43.28V	39.69V	43.38V	39.80V
Maximum Power Current (Imp)	10.59A	8.61A	10.68A	8.68A	10.77A	8.74A	10.86A	8.81A	10.95A	8.88A
Open-circuit Voltage (Voc)	51.60V	48.70V	51.70V	48.80V	51.92V	49.01V	52.14V	49.21V	52.26V	49.33V
Short-circuit Current (Isc)	11.41A	9.22A	11.50A	9.29A	11.59A	9.36A	11.68A	9.43A	11.77A	9.51A
Module Efficiency STC (%)	20.26%		20.49%		20.71%		20.93%		21.16%	
Operating Temperature(°C)	-40°C~+85°C									
Maximum system voltage	1000/1500VDC (IEC)									
Maximum series fuse rating	20A									
Power tolerance	0~+3%									
Temperature coefficients of Pmax	-0.35%/°C									
Temperature coefficients of Voc	-0.28%/°C									
Temperature coefficients of Isc	0.048%/°C									
Nominal operating cell temperature (NOCT)	45±2°C									

* STC: ☀ Irradiance 1000W/m² 🌡 Cell Temperature 25°C ☁ AM=1.5
 NOCT: ☀ Irradiance 800W/m² 🌡 Ambient Temperature 20°C ☁ AM=1.5 🌀 Wind Speed 1m/s
 * Power measurement tolerance: ± 3%

The company reserves the final right for explanation on any of the information presented hereby. TR JKM455-475M-7RL3-(V)-C1-EN




• ISO9001:2015, ISO14001:2015, OHSAS18001 certified factory

• IEC61215, IEC61730 certified product

Tiger Bifacial 450-470 Watt

Tiling Ribbon (TR) Technology

Positive power tolerance of 0~+3%



KEY FEATURES



TR technology + Half Cell

TR technology with Half cell aims to eliminate the cell gap to increase module efficiency (bi-facial up to 20.65%)



9BB instead of 5BB

9BB technology decreases the distance between bus bars and finger grid line which is benefit to power increase.



Higher lifetime Power Yield

2.5% first year degradation,
0.55% linear degradation



Best Warranty

12 year product warranty,
30 year linear power warranty

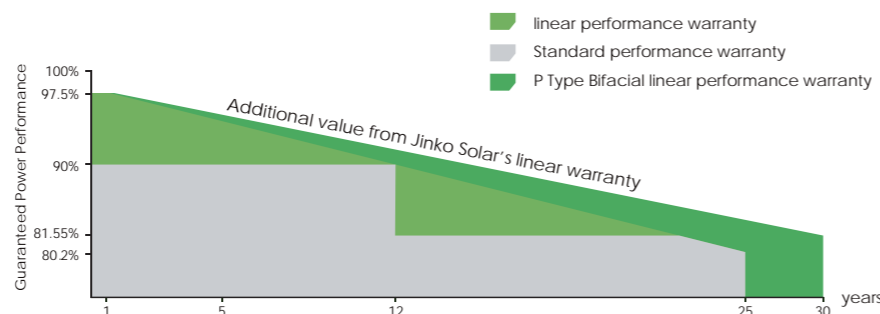


Avoid debris, cracks and broken gate risk effectively

9BB technology using circular ribbon that could avoid debris, cracks and broken gate risk effectively


LINEAR PERFORMANCE WARRANTY

12 Year Product Warranty • 30 Year Linear Power Warranty
0.55% Annual Degradation Over 30 years



- ISO9001:2015, ISO14001:2015, OHSAS18001 certified factory
- IEC61215, IEC61730 certified product

Engineering Drawings

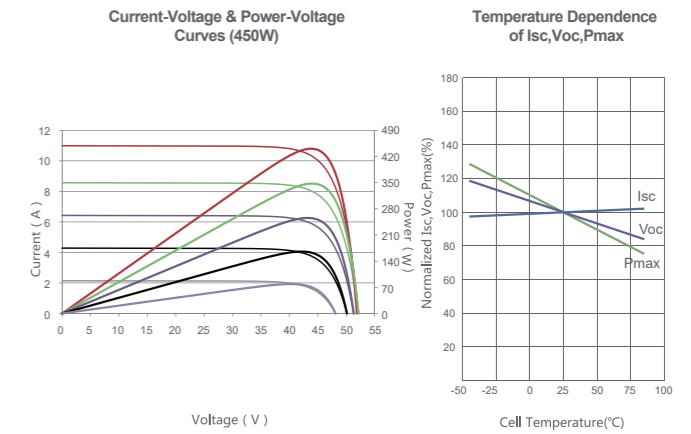


Packaging Configuration

(Two pallets = One stack)

27pcs/pallets, 54pcs/stack, 540pcs/ 40'HQ Container

Electrical Performance & Temperature Dependence



Mechanical Characteristics

Cell Type	P type Mono-crystalline
No. of cells	156 (2×78)
Dimensions	2205×1032×40mm (86.81×40.63×1.57 inch)
Weight	26.5 kg (58.42 lbs)
Front Glass	3.2mm, Anti-Reflection Coating, High Transmission, Low Iron, Tempered Glass
Frame	Anodized Aluminium Alloy
Junction Box	IP67 Rated
Output Cables	TUV 1×4.0mm ² (+): 250mm, (-): 150 mm or Customized Length

SPECIFICATIONS

Module Type	JKM450M-7RL3-TV		JKM455M-7RL3-TV		JKM460M-7RL3-TV		JKM465M-7RL3-TV		JKM470M-7RL3-TV	
	STC	NOCT	STC	NOCT	STC	NOCT	STC	NOCT	STC	NOCT
Maximum Power (Pmax)	450Wp	335Wp	455Wp	339Wp	460Wp	342Wp	465Wp	346Wp	470Wp	350Wp
Maximum Power Voltage (Vmp)	43.19V	39.62V	43.25V	39.73V	43.32V	39.84V	43.38V	39.95V	43.44V	40.05V
Maximum Power Current (Imp)	10.42A	8.45A	10.52A	8.52A	10.62V	8.59A	10.72A	8.66A	10.82A	8.73A
Open-circuit Voltage (Voc)	51.70V	48.80V	51.80V	48.89V	51.90V	48.99V	52.00V	49.08V	52.10V	49.13V
Short-circuit Current (Isc)	11.17A	9.02A	11.26A	9.09A	11.35A	9.17A	11.44A	9.24A	11.53A	9.31A
Module Efficiency STC (%)	19.78%		20.00%		20.21%		20.43%		20.65%	
Operating Temperature(°C)	-40°C~+85°C									
Maximum system voltage	1500VDC (IEC)									
Maximum series fuse rating	20A									
Power tolerance	0~+3%									
Temperature coefficients of Pmax	-0.35%/°C									
Temperature coefficients of Voc	-0.28%/°C									
Temperature coefficients of Isc	0.048%/°C									
Nominal operating cell temperature (NOCT)	45±2°C									
Refer. Bifacial Factor	70±5%									

BIFACIAL OUTPUT-REAR SIDE POWER GAIN

		473Wp	478Wp	483Wp	488Wp	494Wp
5%	Maximum Power (Pmax)	473Wp	478Wp	483Wp	488Wp	494Wp
	Module Efficiency STC (%)	20.76%	20.99%	21.23%	21.46%	21.69%
15%	Maximum Power (Pmax)	518Wp	523Wp	529Wp	535Wp	541Wp
	Module Efficiency STC (%)	22.74%	22.99%	23.25%	23.50%	23.75%
25%	Maximum Power (Pmax)	563Wp	569Wp	575Wp	581Wp	588Wp
	Module Efficiency STC (%)	24.72%	24.99%	25.27%	25.54%	25.82%


* STC: ☀ Irradiance 1000W/m² 🔥 Cell Temperature 25°C ☁ AM=1.5
 NOCT: ☀ Irradiance 800W/m² 🔥 Ambient Temperature 20°C ☁ AM=1.5 🌀 Wind Speed 1m/s
 * Power measurement tolerance: ± 3%

The company reserves the final right for explanation on any of the information presented hereby. TR JKM450-470M-7RL3-TV-C1-EN

Tiger Mono-facial 375-395 Watt

Tiling Ribbon (TR) Technology

Positive power tolerance of 0~+3%

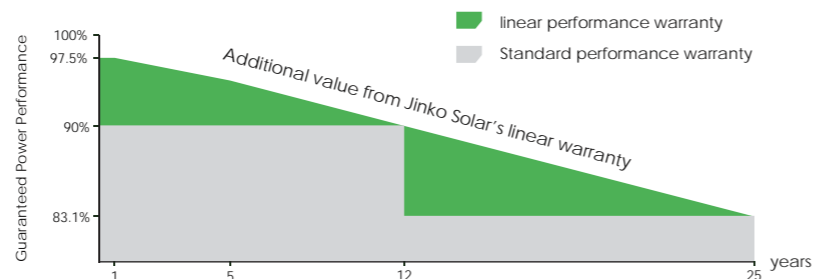


KEY FEATURES

- TR technology + Half Cell**
 TR technology with Half cell aims to eliminate the cell gap to increase module efficiency (mono-facial up to 20.69%)
- 9BB instead of 5BB**
 9BB technology decreases the distance between bus bars and finger grid line which is benefit to power increase.
- Higher lifetime Power Yield**
 2.5% first year degradation, 0.6% linear degradation
- Best Warranty**
 12 year product warranty, 25 year linear power warranty
- Avoid debris, cracks and broken gate risk effectively**
 9BB technology using circular ribbon that could avoid debris, cracks and broken gate risk effectively

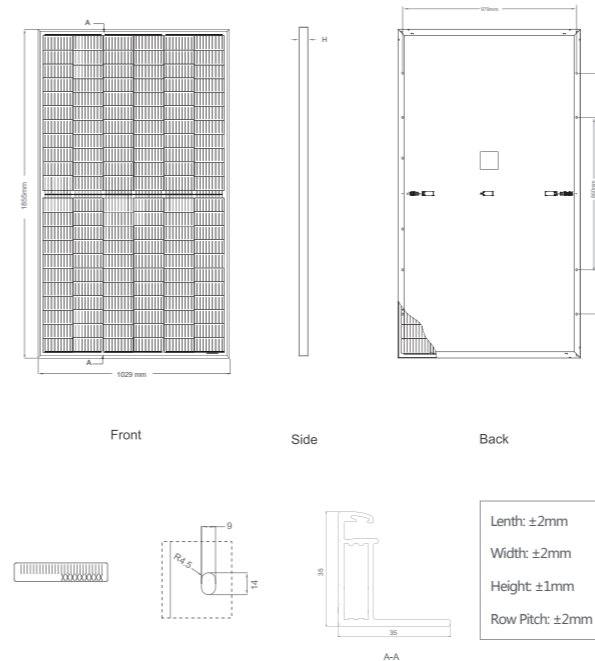
LINEAR PERFORMANCE WARRANTY

12 Year Product Warranty 25 Year Linear Power Warranty
0.6% Annual Degradation Over 25 years

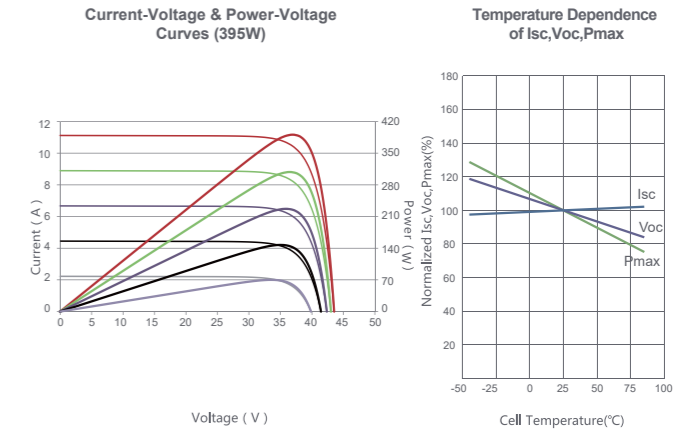


- ISO9001:2015, ISO14001:2015, OHSAS18001 certified factory
- IEC61215, IEC61730 certified product

Engineering Drawings



Electrical Performance & Temperature Dependence



Mechanical Characteristics

Cell Type	P type Mono-crystalline
No. of cells	132 (2×66)
Dimensions	1855×1029×35mm (73.03×40.51×1.37 inch)
Weight	22.1 kg (48.72 lbs)
Front Glass	3.2mm, Anti-Reflection Coating, High Transmission, Low Iron, Tempered Glass
Frame	Anodized Aluminium Alloy
Junction Box	IP67 Rated
Output Cables	TUV 1×4.0mm ² (+): 290mm, (-): 145 mm or Customized Length

Packaging Configuration

(Two pallets = One stack)
31pcs/pallets, 62pcs/stack, 744pcs/ 40'HQ Container

SPECIFICATIONS

Module Type	JKM375M-6RL3		JKM380M-6RL3		JKM385M-6RL3		JKM390M-6RL3		JKM395M-6RL3		
	JKM375M-6RL3-V	JKM380M-6RL3-V	JKM385M-6RL3-V	JKM390M-6RL3-V	JKM395M-6RL3-V	STC	NOCT	STC	NOCT	STC	NOCT
Maximum Power (Pmax)	375Wp	279Wp	380Wp	283Wp	385Wp	286Wp	390Wp	290Wp	395Wp	294Wp	
Maximum Power Voltage (Vmp)	36.20V	33.21V	36.30V	33.34V	36.39V	33.50V	36.49V	33.66V	36.58V	33.82V	
Maximum Power Current (Imp)	10.36A	8.40A	10.47A	8.48A	10.58A	8.55A	10.69A	8.62A	10.80A	8.69A	
Open-circuit Voltage (Voc)	43.49V	41.05V	43.58V	41.13V	43.66V	41.21V	43.75V	41.29V	43.93V	41.47V	
Short-circuit Current (Isc)	11.12A	8.98A	11.21A	9.05A	11.30A	9.13A	11.39A	9.20A	11.48A	9.27A	
Module Efficiency STC (%)	19.65%		19.91%		20.17%		20.43%		20.69%		
Operating Temperature(°C)	-40°C~+85°C										
Maximum system voltage	1000/1500VDC (IEC)										
Maximum series fuse rating	20A										
Power tolerance	0~+3%										
Temperature coefficients of Pmax	-0.35%/°C										
Temperature coefficients of Voc	-0.28%/°C										
Temperature coefficients of Isc	0.048%/°C										
Nominal operating cell temperature (NOCT)	45±2°C										


* STC: ☀ Irradiance 1000W/m² 🌡 Cell Temperature 25°C ☁ AM=1.5
 NOCT: ☀ Irradiance 800W/m² 🌡 Ambient Temperature 20°C ☁ AM=1.5 🌀 Wind Speed 1m/s
 * Power measurement tolerance: ± 3%

The company reserves the final right for explanation on any of the information presented hereby. TR JKM375-395M-6RL3-(V)-C1-EN

Tiger Mono-facial All Black 365-385 Watt

Tiling Ribbon (TR) Technology

Positive power tolerance of 0~+3%



KEY FEATURES



TR technology + Half Cell

TR technology with Half cell aims to eliminate the cell gap to increase module efficiency (mono-facial up to 20.17%)



9BB instead of 5BB

9BB technology decreases the distance between bus bars and finger grid line which is benefit to power increase.



Higher lifetime Power Yield

2.5% first year degradation, 0.6% linear degradation



Best Warranty

12 year product warranty, 25 year linear power warranty

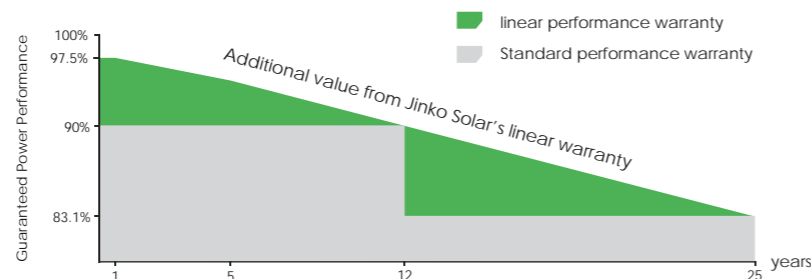


Avoid debris, cracks and broken gate risk effectively

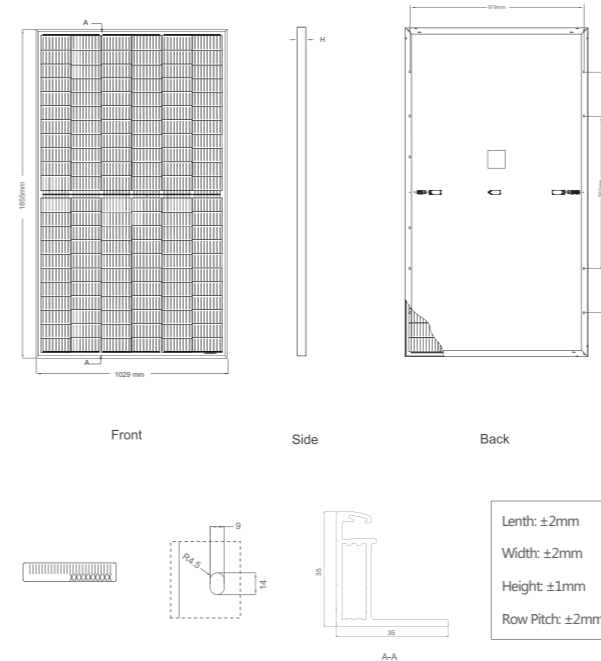
9BB technology using circular ribbon that could avoid debris, cracks and broken gate risk effectively

LINEAR PERFORMANCE WARRANTY

12 Year Product Warranty 25 Year Linear Power Warranty
0.6% Annual Degradation Over 25 years



Engineering Drawings

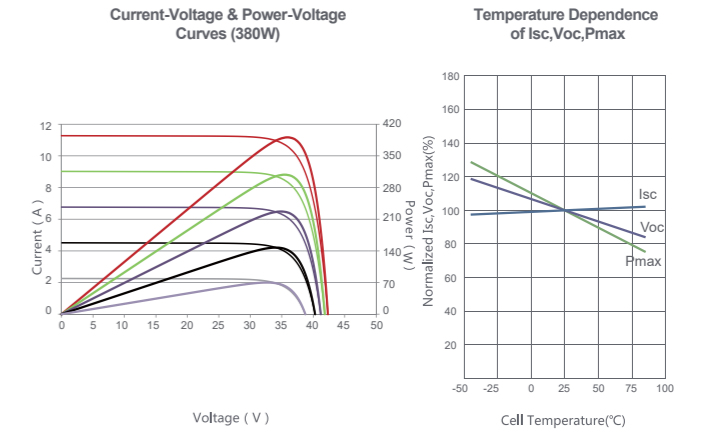


Packaging Configuration

(Two pallets = One stack)

31pcs/pallets, 62pcs/stack, 744pcs/ 40'HQ Container

Electrical Performance & Temperature Dependence



Mechanical Characteristics

Cell Type	P type Mono-crystalline
No. of cells	132 (2×66)
Dimensions	1855×1029×35mm (73.03×40.51×1.37 inch)
Weight	22.1kg (48.72 lbs)
Front Glass	3.2mm, Anti-Reflection Coating, High Transmission, Low Iron, Tempered Glass
Frame	Anodized Aluminium Alloy
Junction Box	IP67 Rated
Output Cables	TUV 1×4.0mm ² (+): 290mm, (-): 145 mm or Customized Length

SPECIFICATIONS

Module Type	JKM365M-6RL3-B		JKM370M-6RL3-B		JKM375M-6RL3-B		JKM380M-6RL3-B		JKM385M-6RL3-B	
	STC	NOCT	STC	NOCT	STC	NOCT	STC	NOCT	STC	NOCT
Maximum Power (Pmax)	365Wp	272Wp	370Wp	275Wp	375Wp	279Wp	380Wp	283Wp	385Wp	286Wp
Maximum Power Voltage (Vmp)	36.00V	32.92V	36.10V	33.05V	36.20V	33.21V	36.30V	33.34V	36.39V	33.50V
Maximum Power Current (Imp)	10.14A	8.25A	10.25A	8.33A	10.36A	8.40A	10.47A	8.48A	10.58A	8.55A
Open-circuit Voltage (Voc)	43.32V	40.89V	43.41V	40.97V	43.49V	41.05V	43.58V	41.13V	43.66V	41.21V
Short-circuit Current (Isc)	10.94A	8.84A	11.03A	8.91A	11.12A	8.98A	11.21A	9.05A	11.30A	9.13A
Module Efficiency STC (%)	19.12%		19.38%		19.65%		19.91%		20.17%	
Operating Temperature(°C)	-40°C~+85°C									
Maximum system voltage	1000VDC (IEC)									
Maximum series fuse rating	20A									
Power tolerance	0~+3%									
Temperature coefficients of Pmax	-0.35%/°C									
Temperature coefficients of Voc	-0.28%/°C									
Temperature coefficients of Isc	0.048%/°C									
Nominal operating cell temperature (NOCT)	45±2°C									

* STC: ☀ Irradiance 1000W/m² 🚚 Cell Temperature 25°C ☁ AM=1.5
 NOCT: ☀ Irradiance 800W/m² 🚚 Ambient Temperature 20°C ☁ AM=1.5 🌀 Wind Speed 1m/s
 * Power measurement tolerance: ± 3%

The company reserves the final right for explanation on any of the information presented hereby. TR JKM365-385M-6RL3-B-C1-EN




- ISO9001:2015, ISO14001:2015, OHSAS18001 certified factory
- IEC61215, IEC61730 certified product

Tiger Bifacial DG 450-470 Watt

Tiling Ribbon (TR) Technology

Positive power tolerance of 0~+3%



KEY FEATURES

TR technology + Half Cell
TR technology with Half cell aims to eliminate the cell gap to increase module efficiency (bi-facial up to 20.65%)

9BB instead of 5BB
9BB technology decreases the distance between bus bars and finger grid line which is benefit to power increase.

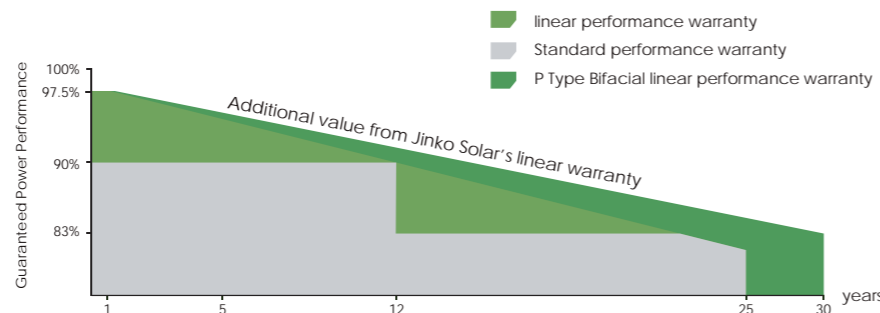
Higher lifetime Power Yield
2.5% first year degradation,
0.5% linear degradation

Saving BOS Cost
Designed for high voltage systems of up to 1500 VDC, saving BOS cost


Avoid debris, cracks and broken gate risk effectively
9BB technology using circular ribbon that could avoid debris, cracks and broken gate risk effectively

LINEAR PERFORMANCE WARRANTY

12 Year Product Warranty • 30 Year Linear Power Warranty
0.5% Annual Degradation Over 30 years



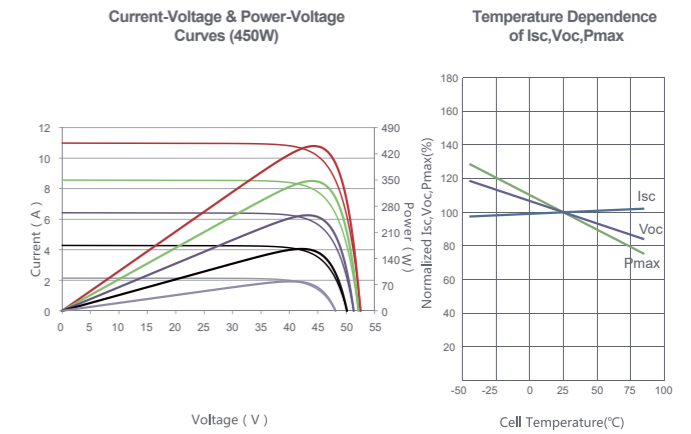
Engineering Drawings



Packaging Configuration

(Two pallets = One stack)
36pcs/pallets, 72pcs/stack, 720pcs/ 40'HQ Container

Electrical Performance & Temperature Dependence



Mechanical Characteristics

Cell Type	P type Mono-crystalline
No. of cells	156 (2×78)
Dimensions	2205×1032×30mm (86.81×40.63×0.98 inch)
Weight	30.0 kg (66.04 lbs)
Front Glass	3.2mm, Anti-Reflection Coating, High Transmission, Low Iron, Tempered Glass
Frame	Anodized Aluminium Alloy
Junction Box	IP67 Rated
Output Cables	TUV 1×4,0mm ² (+): 250mm, (-): 150 mm or Customized Length

SPECIFICATIONS

Module Type	JKM450M-7RL3-BDVP		JKM455M-7RL3-BDVP		JKM460M-7RL3-BDVP		JKM465M-7RL3-BDVP		JKM470M-7RL3-BDVP	
	STC	NOCT	STC	NOCT	STC	NOCT	STC	NOCT	STC	NOCT
Maximum Power (Pmax)	450Wp	335Wp	455Wp	339Wp	460Wp	342Wp	465Wp	346Wp	470Wp	350Wp
Maximum Power Voltage (Vmp)	43.19V	39.62V	43.25V	39.73V	43.32V	39.84V	43.38V	39.95V	43.44V	40.05V
Maximum Power Current (Imp)	10.42A	8.45A	10.52A	8.52A	10.62V	8.59A	10.72A	8.66A	10.82A	8.73A
Open-circuit Voltage (Voc)	51.70V	48.80V	51.80V	48.89V	51.90V	48.99V	52.00V	49.08V	52.10V	49.13V
Short-circuit Current (Isc)	11.17A	9.02A	11.26A	9.09A	11.35A	9.17A	11.44A	9.24A	11.53A	9.31A
Module Efficiency STC (%)	19.78%		20.00%		20.21%		20.43%		20.65%	
Operating Temperature(°C)	-40°C~+85°C									
Maximum system voltage	1500VDC (IEC)									
Maximum series fuse rating	20A									
Power tolerance	0~+3%									
Temperature coefficients of Pmax	-0.35%/°C									
Temperature coefficients of Voc	-0.28%/°C									
Temperature coefficients of Isc	0.048%/°C									
Nominal operating cell temperature (NOCT)	45±2°C									
Refer. Bifacial Factor	70±5%									

BIFACIAL OUTPUT-REAR SIDE POWER GAIN

		473Wp	478Wp	483Wp	488Wp	494Wp
5%	Maximum Power (Pmax)	473Wp	478Wp	483Wp	488Wp	494Wp
	Module Efficiency STC (%)	20.76%	20.99%	21.23%	21.46%	21.69%
15%	Maximum Power (Pmax)	518Wp	523Wp	529Wp	535Wp	541Wp
	Module Efficiency STC (%)	22.74%	22.99%	23.25%	23.50%	23.75%
25%	Maximum Power (Pmax)	563Wp	569Wp	575Wp	581Wp	588Wp
	Module Efficiency STC (%)	24.72%	24.99%	25.27%	25.54%	25.82%

* STC: ☀ Irradiance 1000W/m² 🔥 Cell Temperature 25°C ☁ AM=1.5
NOCT: ☀ Irradiance 800W/m² 🔥 Ambient Temperature 20°C ☁ AM=1.5 🌀 Wind Speed 1m/s

* Power measurement tolerance: ± 3%

The company reserves the final right for explanation on any of the information presented hereby. TR JKM450-470M-7RL3-BDVP-C1-EN



- ISO9001:2015, ISO14001:2015, OHSAS18001 certified factory
- IEC61215, IEC61730, UL1703 certified product