

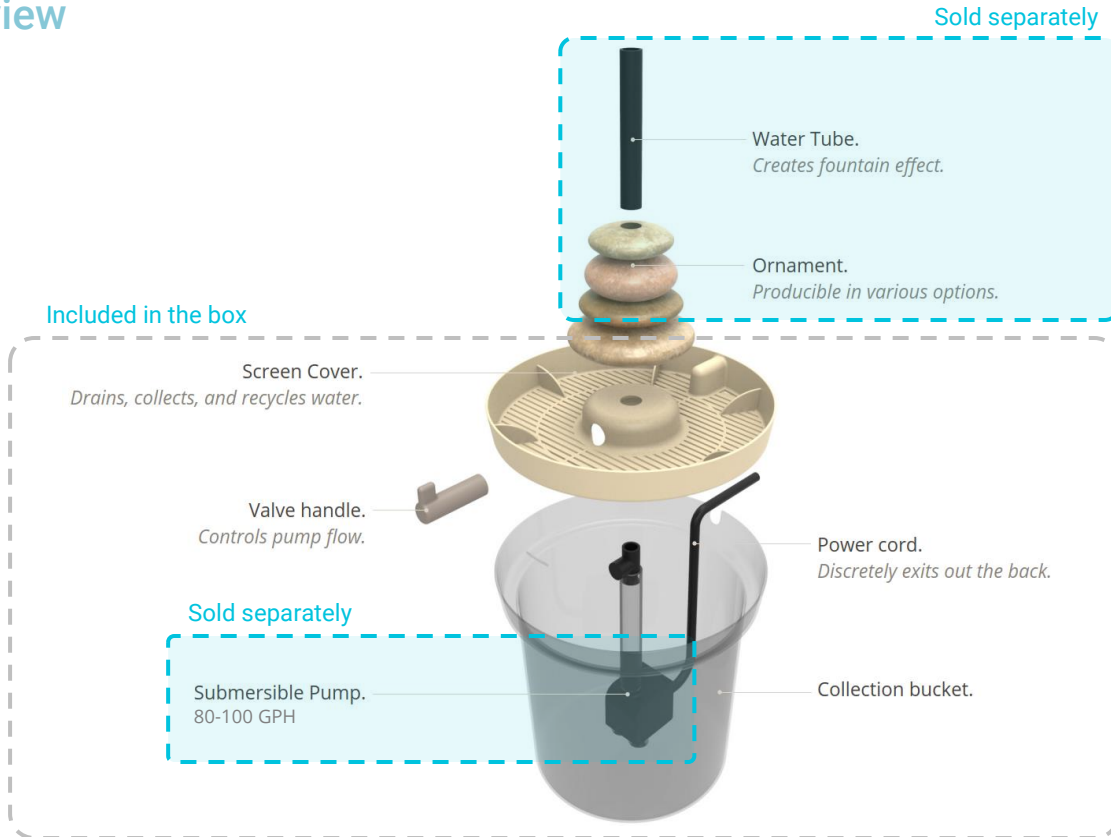


All-In-One Fountain User Guide

Contents

Overview.....	3
Safety	4
Assembly	4
Decorate.....	6
Operation	7
Maintenance	7
Specifications	7
Warranty.....	7

Overview



Safety

This product is designed to suit both indoor and outdoor use.



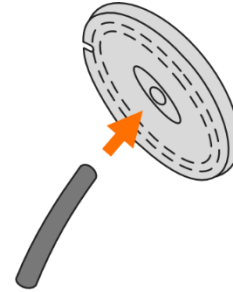
WARNING

**DANGER OF ELECTRIC SHOCK. IF USING OUTDOORS,
CONNECT TO AN OUTDOOR-RATED POWER SUPPLY.**

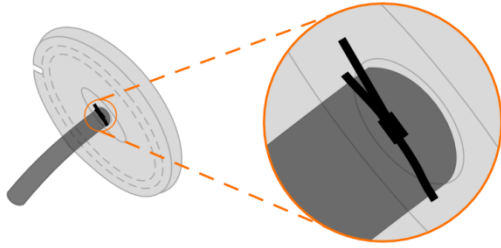
Assembly




1. Remove the Screen Cover from the Collection Bucket.



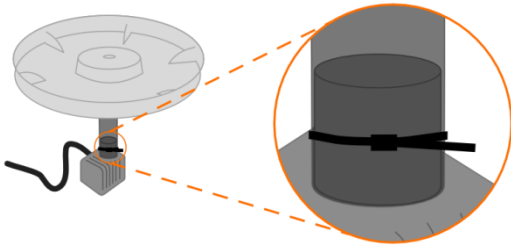
2. Connect the Water Tube to the base of the Screen Cover.



3. Secure the Water Tube in place using a zip tie.



4. Connect the Pump to the other end of the Water Tube, aligning the Power Cord in the same direction as the slot in the Screen Cover.

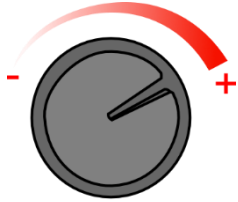


5. Secure the Water Tube to the Pump using a zip tie.




TIP

CUT SLOTS IN THE SUCTION CUPS ON THE BASE OF THE PUMP TO PREVENT THE PUMP BECOMING FIXED TO THE BUCKET.



6. If the Pump has a flow control dial, turn the dial to maximum. The Valve Handle replaces this function.

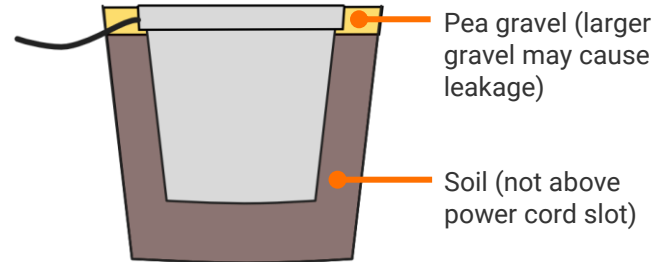


7. Place the assembly into the Collection Bucket, feeding the Power Cord through the slot in the Screen Cover.

Decorate

Insert the bucket into a suitable pot, and build up the bucket to pot height using soil. Do not insert soil above the power cord slot.

Top with pea gravel to allow drainage.



Operation

- ON/OFF** Turn the fountain on and off using the pump power supply (plug in/unplug).
- FLOW** Use the valve handle to adjust the flow rate.

Maintenance

Follow these steps to clean and change the water every 4-6 months.

1. Unplug the Pump.
2. Remove any decoration and remove the Screen Cover, Water Tube and Pump assembly from the Collection Bucket.
3. Disconnect the Pump from the Water Tube and rinse out the Pump using clean water.
4. Pour away the old water and rinse/wipe down all parts.
5. Reassemble all parts and refill with water.

Specifications

GENERAL

- Diameter:** 9"
- Height:** 7 ¼"
- Weight:** 11b 2oz

PUMP REQUIREMENTS

- Type:** Fountain pump (submersible)
- Size:** 80-100 GPH (gallons per hour)

Warranty

Creative WaterWorks warrants this product to be free from defects in workmanship and materials, under normal use and conditions, for a period of one 1 year (unless specified) from the original invoice date.