

EVIQO™

ELECTRIC VEHICLE IQ ORGANIZATION

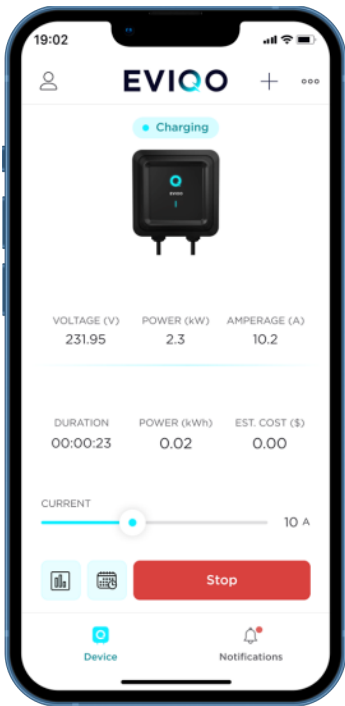


EVIPOWER™

YOUR HOME SUPERPOWER

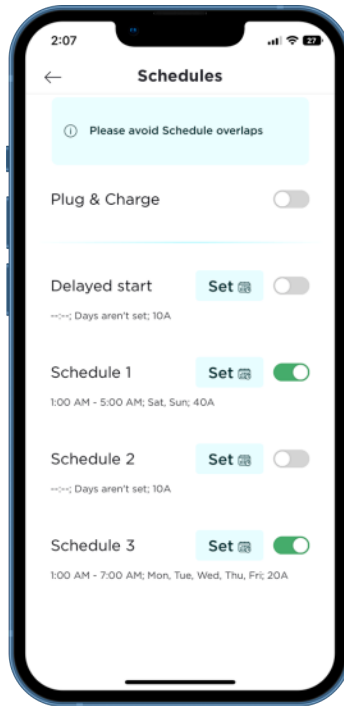
DATA SHEET

SMART



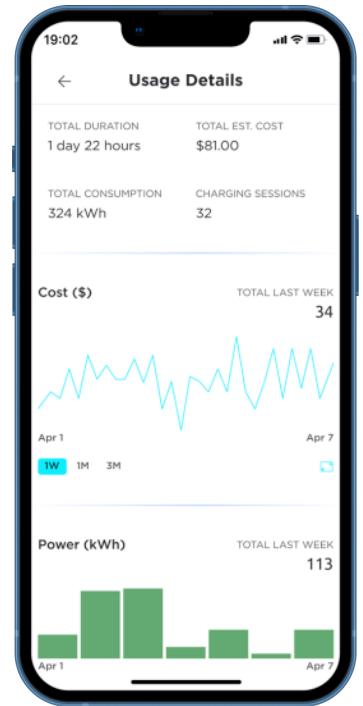
TRACK

power, time and cost in real time



SCHEDULE

your charging during the most affordable rates



MONITOR

charge history, consumption and costs

PLUG & CHARGE

plug in for automatic charging at preset amperage

SMART TIPS

avoid conflicts of schedules, copy electricity plans periods and more

STAY INFORMED

with notifications and smart reminders

POWERFUL



FAST CHARGE

Up to 46 miles/hour (48A). Charge 9X faster



ADJUSTABLE AMPERAGE

Dip switch inside the device and app slider



NEMA 4 + IP66

Indoor/outdoor use. Choose where to install



CERTIFICATES

Safe and qualifies for rebates and incentives



100% COMPATIBILITY

Universal connector SAE J1772 fits any car



CONVINIENT

Extra long 25 ft cable. Forget about extenders

EVIPOWER™ by EVIQO™

LEVEL 2 SMART EV CHARGER

USER INTERFACE

STATUS INDICATION	LED/APP
USER INTERFACE	EVIQO mobile app; EVIQO web console app
NETWORK CONNECTION	Wi-Fi 2.4G
SOFTWARE UPDATE	OTA

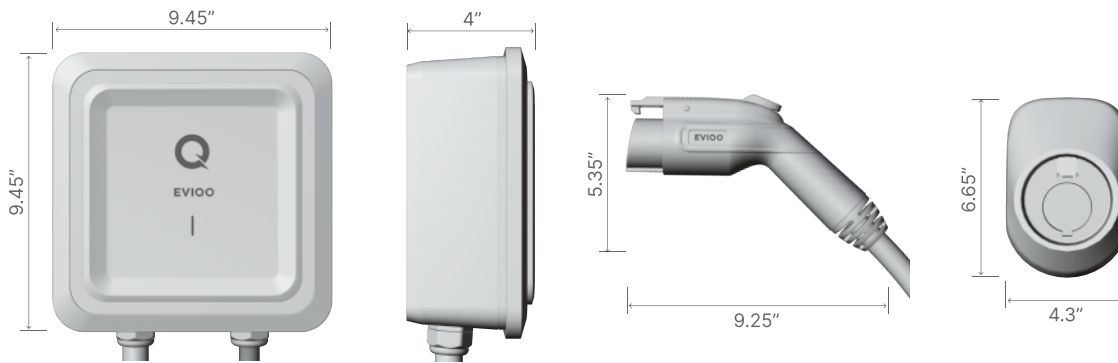
CERTIFICATION & STANDARDS

CERTIFICATES	ETL, Energy Star, FCC
COMPLIANCE STANDARDS	UL2594, UL2231-1, UL2231-2, UL2251, UL62, UL991, UL1998, NNFPA 70 Article 625, UL840
EMC COMPLIANCE	FCC 15 Class B
WARRANTY	2 years + 1 year under ext. warranty program



EVIPOWER™ by EVIQO™

LEVEL 2 SMART EV CHARGER



SPECIFICATIONS

MODEL NAME	EVIPOWER
INPUT/OUTPUT POWER RATING & CURRENT	<p>Maximum - 11.5kW (240V AC*48A) if hardwired.</p> <p>Default preset - 9.6kW (240V AC*40A) if used with 14-50 NEMA plug.</p> <p>Maximum output amperage is adjustable via Amperage Dip Switch inside the device and can be set for maximum of 16A, 32A, 40A (default) or 48A.</p> <p>Once the maximum output amperage is set - the current can be adjusted with the amperage slider via EVIQO mobile app from 6A to 16A/32A/40A/48A (depending on the chosen Amperage Dip Switch settings above) with 1A increment.</p>
INPUT/OUTPUT VOLTAGE	208V - 240V AC
AC POWER FREQUENCY	60 Hz
WIRING	L1/L2/PE
SUPPLIED POWER CABLE	3.2 ft with NEMA 14-50 plug
OUTPUT CABLE	25 ft Extra Long
CONNECTOR TYPE	SAE J1772
OUTPUT CABLE MANAGEMENT	Holster included
GROUND FAULT DETECTION	20mA CCID
PROTECTION TYPES	Overcurrent, Current Leakage, Overvoltage, Undervoltage, Overheat, Surge Protection, Relay Fault Detection, Control Pilot Fault Detection, Voltmeter Fault Detection

OPERATIONAL RATINGS

ENCLOSURE RATING	NEMA 4
INGRESS PROTECTION RATING	IP66
OPERATING TEMPERATURE RANGE	-22°F to 122°F (-30°C to 50°C)
STORAGE TEMPERATURE RANGE	-40°F to 158°F (-40°C to 70°C)
RELATIVE OPERATION HUMIDITY	Up to 95% non-condensing
RELATIVE STORAGE HUMIDITY	Up to 95% non-condensing
INSTALLATION TYPE	Wall Mounting or Pedestal
DIMENSIONS (H×W×D)	9.45 x 9.45 x 4 inches (24 x 24 x 10 cm)
WEIGHT TOTAL (CHARGER, OUTPUT/INPUT CABLES, CONNECTOR & HOLSTER)	16.2 lb / 7.35 kg