

Garden Bush Beans

Planting Guide

50 Foot Row: 1 lb. (1/2 lb. Small)

Per Acre: 60-75 lbs. (30 lbs. Small)

Planting Depth: 1 1/2 inches

Spacing in Row: 4-6 inches

Rows Apart: 2-3 feet

Planting Date: April to August

Days to Emergence: 7

Fertilizer: 2 lbs to 50 ft row

Common Insects: Mexican Bean Beetle, Aphids, Seed Corn Maggots

Notes: Beans are easily killed by frost. Can be grown in average soil anywhere but need well drained soil and a consistently warm summer. Seeds rot in cold, damp ground. Thrive in fertile loam without addition of fertilizer. Plant sections in 2 week intervals. Thin plants at 2-3 inch height to 4-6 inches apart. Plants grow 15 to 20 inches tall. Pick pods while young. Do not cultivate or pick while wet with dew. Keep mature pods picked off.



Blue Lake 274 (Harvest average: 55 days) Long, dark green pods round to creaseback. Meaty pods are approximately 6 inches long at maturity. Plant height 18 to 22 inches. Plant tends to spread slightly and has excellent yield. Delicious flavor for table use and canning. Very popular for home garden and fresh market.

Contender (Harvest Average: 48 days.) Curved oval shape pod has medium green color and matures to 7 inches. Plant is hardy under adverse conditions and moderately bushy. Developed as an early variety; however, fiber into mature pods. Resistant to common bean Mosaic, and the N. Y. 15 variant strain of bean virus 1. Resistant to one or more strains of powdery mildew. Excellent for fresh market and home garden.



Jade (Harvest average: 60 days.) Noted for its ability to consistently produce premium dark green, tender, sweet and stringless pods. Round shape, with white beans. Resistant to the bean common mosaic viruses NY15, and NL8. Tolerant to Curly Top Virus, and tolerant to Rust.



Topcrop (Harvest average: 48 days.) Developed by the USDA in Beltsville, MD. Early variety with productive pods. Medium green, round to creaseback pod matures to 6 inches. Pod has rapid seed development. Plant is heavy yielder, upright and vigorous. Stringless variety, brittle, meaty and without fiber. Pods set high on plant for easier picking. Vines grow up to 18 inches in height. Resistant to Common Bean Mosaic and greasy pod. Developed for home garden.

Pole Beans

Planting Guide

50 foot row- 1/4 lb.

Per acre: 25 lbs.

Planting Depth: 1 1/2 inches

Spacing in Row: 3 feet

Rows Apart: 4 feet

Planting Date: April to July

Fertilizer: At planting time and once when beans begin to form

Common Insects: Mexican Bean Beetle, Aphids, Seed Corn Maggots

Notes: Pole beans are sensitive to cold and should not be planted until the ground is warm. May be planted with corn. If planted in hills, sow 5 to 6 beans each. Need to climb 5 to 6 feet. Use rough poles 3 to 4 feet apart or grow around fence, trellis, netting, planting 4 to 5 beans around each pole. Young pods excellent to eat fresh and also easily frozen. Popular dry shell beans. Harvest regularly for continued production.



Kentucky Wonder (Harvest average: 65 days.) An old favorite, 8 inch round green curved, meaty pods from base to top. Good climber and heavy yielder. Excellent flavored pods and dried light brown seeds. Pods should be picked while tender and flavorful. One of the best home garden varieties. Used fresh for canning and freezing and as a shell bean.

Beets

Planting guide

50 foot row: 1 oz.
Per Acre: 6 to 8 lbs.
Planting depth: 1 inch
Spacing in row: 3 to 4 inches
Rows apart: 15 to 18 inches
Planting Date: Mid-February to Mid-July
Days to Germinate: 7
Common Insects: None of major concern.

Notes: Best crops in rich, sandy loam, pH 6.5. Beets become tough and stringy if grown in hot weather during droughts. Thin plants when seedlings reach 4 to 6 inches. Beets may be eaten from half grown through maturity.

Detroit Dark Red (Harvest average: 60 days.) Excellent quality, ideal for table, canning or fresh market. Smooth, dark red skin and deep red flesh with indistinct zoning. Globe shape with small tap root. Dark green glossy top. Good for late summer and fall.



Cantaloupe

Planting guide

50 foot row: 1/4 oz. in hills
Per Acre: 1 1/1 to 2 lbs in hills
Planting Depth: 1/4 to 1/2 inch
Rows Apart: 4 feet
Planting Date: April/May
Days to Emergence: 2 to 6
Fertilizer: 3 lbs. for 50 foot row
Common Insects: Aphid, Cucumber Beetle, Leaf Miner, Pickle Worm, Squash Bug, Spider Mite.
Notes: Requires long, warm growing season. Can never be grown to perfection under unfavorable conditions. Seeds may be grown in hot bed and transplanted. Enormous space required to grow. Soil needs to be slightly acid: pH 6. Needs to be planted in hills.



Ambrosia Hybrid (Harvest average: 86 days.) Fruit is medium size; 6 1/2 X 6 inches, weighing 4 1/2 to 5 pounds. The meat is very thick and the seed cavity is small. Resistant to powdery Mildew.

Hales Best Jumbo (Harvest average: 85 days.) Fruit is 7 1/2 inches by 6 inches, oval, weighing 5 pounds. Rind is yellow-green, prominent ribs, heavy net. Sutures netted over. Seed cavity large. Flesh is salmon-orange. Excellent flavor.

Carrots

Plant guide

50 foot row: 1/2 oz.
Per Acre: 3 to 4 lbs.
Planting Depth: 1/2 inch
Spacing in Row: 2 to 4 inches
Rows Apart: 1 1/2 to 2 feet
Planting Date: February-August
Days to germinate: 7 to 14
Fertilizer: 3 lbs for 50 foot row
Common Insects: Leaf Hopper, Flea Beetle, Vegetable Weevil
Notes: May be planted as soon as ground can be worked. Grow slowly at first. Seedlings must have steady moisture, need less as roots mature. Too much water at maturity causes rotting. Soil pH 6 to 6.5 best.



Danvers 126 (Harvest average: 76 days.) Well known late maturing variety. Vigorous and widely adapted. Ideal for canning, freezing and home gardens. Smooth, deep orange skin, color consistent throughout fine grained flesh. Tapered shape, wide to blunt end, 7 to 9 inches long. Sweet, rich flavor. Tender.

Corn - Hybrid Sweet

Planting Guide

50 foot Row: 1/4 lb.

Per Acre: 9 to 12 lbs.

Planting Depth: 1 to 2 inches

Spacing in Row: 8 to 9 inches

Rows Apart: 3 to 4 feet

Planting Date: After danger of frost, every 2 weeks until mid-July

Days to germinate: 10

Fertilizer: 1 lb. 5-10-10 or 4-8-12 per 25 ft row.

Common Insects: Corn Ear Worm, European Corn-Borer

Notes: Needs 3 months of warm, sunny weather to mature. Needs generous quantities of nutrients especially potash and phosphorus. Plant in square area block with at least 3 adjacent rows of the same variety. Keep weed free. Shallow cultivation important until tassels appear, then stop. Sweet Corn is more sensitive to cold than field corn.

Yellow Kerneled



Bodacious RM Hybrid (Harvest average: 75 days.) Eating quality is superior, sweet flavor holds well after harvest. Ear length 8 inches long with 16 rows of yellow kernels, ear diameter 1.8 inches. Plant height 87 inches. Excellent for home garden or roadside stands. Immune to Common Rust (G15) and Maize Dwarf Mosaic. Moderate resistance to Stewart's Wilt.

Incredible RM (Harvest average: 85 days.) An improved Miracle gourmet Sweet Corn. Has same homozygous sugary enhancer endosperm, therefore, it is superb eating. Excellent for home garden, fresh market, roadside stand, and shipping. Has good husk protection with very green husk and flag leaves. Moderate resistance to Stewart's Wilt. High resistance to Common Rust (Rp1D, G15) and Maize Dwarf Mosaic. Ears are 9.5 x 2 inches, with an 18 row count. Plant height is 96 inches.

Kandy Korn Hybrid (Harvest average: 89 days.) A high sugar corn and remains sweet for a 7 to 14 day period. Yield is exceptional, and the kernels are not shrunk. Cans and freezes well. Stalks are 7 to 8 feet tall, with 8 inch ears of 14 to 16 rows of kernels.

White Kernelled



Silver Queen Hybrid (Harvest average: 88 days.) Plants grow to 8 feet. Cylinder shaped ears mature to 8 inches with 14 to 16 rows of snow white kernels. Kernels are extremely sweet and tender. Popular For home garden and fresh market.

Yellow & White Kernelled

Ambrosia (Harvest average: 75 days.) A bi colored corn developed for home garden, fresh market, roadside stand, and shipping. A homozygous sugar enhancer with superb eating quality. Noted for it's vigor and high tolerance to Stewart's Wilt. It is the bicolor counterpart to Bodacious. Ears are 8 x 2 inches with 18 rows. Plant height is 78 inches.



G-90 Hybrid.

A popular yellow & white kernelled corn in the Eastern and Mid US.

Peaches & Cream Hybrid Mid-season hybrid produces 6-7 in. ears with 10 rows of small white and gold kernels absolutely bursting with sweetness. Large yields, too, so you can spread the wealth around the neighborhood! 83 days.

Serendipity (Harvest average 82 days). A triplesweet variety that produces high quality, bicolor ears with medium green husks. Its flavorful sugary enhanced kernels, and 25% super-sweet kernels for an added kick of sweetness and better shelf life.

Cucumber

Planting Guide

50 foot Row: 1 oz. 3 seeds per hill

Per Acre: 1 lb.

Planting Depth: 1/4 to 1/2 inch

Spacing in Row: 18 to 30 inches

Rows Apart: 50 inches

Planting Date: April/May

Days to Emergence: 2 to 4

Common Insects: Aphid, Cucumber

Beetle, Leaf Minor, Squash Bug,

Spider Mite: **Notes:** Harvest ripe

cucumbers fast as they mature for

vines to continue producing. Vines

grow rapidly and can be trained.


Once cucumbers start growing, they

must have constant supply of soil

moisture. Pick fruit when it is

succulent and green (Immature.)

Tendergreen Burpless (Harvest average 60 days). Open pollinated burpless cucumber, light green with white spines, 7-12 inches in length, slight blocky shape, sweet flesh is tender, ideal slicer or pickler, good disease res., over 80 years old.



Boston Pickling (Harvest avg.: 57 days.) Produces heavy yields of small 6" long pickling type cucumbers. Perfect for making pickles, but also good in salads. Harvest cucumbers when they are 2" to 6" long.



Lettuce

Planting Guide

50 Foot Row: 1/8 oz.

Per Acre: 3 lbs.

Spacing in Row: 4 to 8 inches

Rows Apart: 3 feet

Planting Date: Sept., Oct., Feb.

Days to Emergence: 2 to 6

Fertilizer: 4 lbs. for 50 ft. row

Common Insects: Aphid, Snail,

Caterpillar, Corn Ear Worm

Notes: Need rich loam, plenty of

moisture. (Lettuce is 95% water.)

pH of 6 or above. Growing season

needs to be cool. Thin plants.

Black Seeded Simpson (Harvest average: 45 days.) Loose-leaf variety. Widely grown because it is a fast, reliable producer. Large loose leaf type with broad fringed light green leaves. Attractive variety for early planting. Good for home gardens. Crisp leaves.

Buttercrunch (Harvest average: 68 days.) Butterhead type with rather loose heads of thick but crisp leaves. Very resistant to heat. Slow bolting Bibb type. A cross of 456 X Bibb. Excellent for home garden and fresh market.

Mixed Leaf Blend A blend of seven different types of popular leaf lettuces. Makes a very attractive lettuce salad.

Okra

Planting Guide

50 foot Row: 1 to 2 oz.

Per Acre: 10 lbs.

Planting Depth: 1/2 inch

Spacing in Row: 4 inches

Rows Apart: 3 feet

Planting Date: April/May

Days to Emergence: 7 to 14

Fertilizer: 3 lbs. for 50 ft. row

Common Insects: Aphid, Blister

Beetle, Corn Ear Worm, Stink Bug,

Flea Beetle, Army Worm.

Notes: Plants require warm soil and climate. Keep weeds down by shallow cultivation.

Clemson Spineless 80 (Harvest average: 56 days.) All American Silver Medal winner. Truly spineless. Angular, ridged pod that is rich green. Approximately 6 inches long. Abundant pods. Excellent for home garden. Grows to 5 feet.

Garden Peas

Planting guide

50 foot row: 1 lb

Per Acre: 75 to 100 lbs.

Planting Depth: 2 inches

Spacing in Row: 3 inches

Rows apart: (double rows) 2 1/2 ft.

Planting date: Early: Jan. to March.

Days to germinate: 8 to 10

Common Insects: Pea Aphids

Notes: Plants have best growth

during cool weather. Need 2 months

of cool growing weather. Sow 2 to 3

times, at 10 day interval

Provide support for tall varieties.

Early peas require dry, moderately

rich soil.

Little Marvel (Harvest average: 63 days.) Long, round pod is straight and blunt. Matures to 3 1/2 inches. Dark green pods contain 6 to 8 peas. Sturdy plant grows 15 to 20 inches and bears single and double pods. Wrinkled peas are tender, sweet and juicy with a deep green color. Excellent for home garden. Resistant to Fusarium Wilt. First blossom at 11th node.



Sugar Snap Pea


Sugar Snap Pea (Edible Pod)
(Harvest average: 64 days.) Early maturing pea with sweet, plump, crisp pods. Crisp, sweet flavor in a plump pod. It has improved disease resistance with a high degree of double pods which improves yield potential. Resistant to Powdery Mildew and tolerant to Bean Leaf Roll Virus.



Popcorn

Purdue 305 Hybrid (White)
(Harvest average: 85-105 days)
A delicious and wholesome snack food. Easy to grow, producing popped kernels that are large and fluffy with a delicious flavor.

Purdue 410 Hybrid (Yellow)
(Harvest average: 110 days.) Ears are 7.5 to 8 inches in length. Large yellow orange kernels. Plant height is 5 1/2 feet. Good quality for marketing and home garden.



Pumpkin

Planting Guide
50 foot Row: 1/2 oz.
Per Acre: 4 lbs.
Planting Depth: 1/2 inch
Spacing in Row: 24 to 48 inches
Rows Apart: 5 feet
Planting Date: May/June
Days to Emergence: 4 to 8
Fertilizer: 3 lbs. for 50 ft. row
Common Insects: Aphid, Squash Vine Borer, Squash Bug. **Notes:** Requires 3 1/2 months growing season to mature. Needs fertile soil. Aggressive spreader. Do not pull, but cut pumpkin at harvest. Plant in hills.



Autumn Gold 7- to 10-pound fruits turn golden early and then mellow to rich orange!



Big Max (Harvest average: 120 days.) Fruit up to 20 inches by 24 inches, weight often 30 pounds, but can be grown up to 50 pounds and more. Nearly round, darker red orange than Halloween or Connecticut Field, ribbed and faintly sutured. Flesh is thick, pale orange and stringy, is used for exhibition and show, but is not a true Jack O'Lantern type.



Jack O'Lantern (Harvest average: 110 days.) Excellent Halloween variety for carving. Fruit shape varies from globular to 8 inch diameter by 14 inches length. Weighs 8 to 10 pounds. Nearly round. Flesh is yellow, orange, large seed cavity. Rind is smooth and firm.


Radish

Planting Guide
50 foot Row: 1/8 oz.
Per Acre: 1/ lbs.
Planting Depth: 1/8 inch
Spacing in Row: 1/4 inch
Rows Apart: 3 feet
Planting Date: Aug., April/May
Days to Emergence: 3 to 4
Fertilizer: 2 lbs. for 50 ft. row
Common Insects: Aphid, Caterpillar, Flea Beetle, Stink Bug, Vegetable Weevil
Notes: Good for beginners, especially children. Grows well in average garden soil.

Cherry Belle (Harvest average: 22 days.) Small, bright scarlet variety. Round tap roots have firm, crisp flesh with mild flavor. Short tops. Excellent for shipping and fresh market.



White Icicle (Harvest average: 28 days.) Icy white, crisp, juicy, perfectly mild flesh. Pure white skin, thin and tender. Roots icicle shaped, grow 5 inches long, but best when young.



Spinach

Planting Guide

50 foot Row: 1/2 oz.

Per Acre: 8 to 10 lbs. in drills

Planting Depth: 1/8 inch

Spacing in Row: 1/3 inch

Planting Date: Sept., March

Days to Emergence: 3 to 6

Fertilizer: 3 lbs. for 50 ft. row

Common Insects: Aphid, Caterpillar, Stink Bug, Vegetable Weevil, flea Beetle.

Notes: Needs at least 1 1/2 months of cool growing weather. Requires fertile, well drained soil that holds moisture, pH 6.5 to 7.



Long Standing Bloomsdale

(Harvest average: 48 days.) Thick, glossy dark green leaves are medium size. Heavy yield plant that is erect and compact. Slow to develop seed stalk. More heavily crumpled than other varieties. Leaves are delicious, raw or cooked. Excellent for home garden and fresh market. Also good for late sowing to carry over winter.

Squash

Planting Guide

50 foot Row: 1/2 oz.

Per Acre: 1 1/2 lbs.

Planting Depth: 1/8 inch

Spacing in row: 18 to 36 inches

Rows Apart: 3 feet

Planting Date: April/May

Days to Emergence: 4 to 6

Fertilizer: 2 lbs. for 50 ft. row

Common Insects: Aphid, Cucumber Beetle, Leaf Miner, Pickle Worm, Squash Vine Borer, Squash Bug, Spider Mite

Notes: Requires light fertile soil that retains moisture. Squash are heavy feeders. Seed may be started indoors and transplanted. Check squash plants daily when they start to flower. Vines must be kept picked to continue producing.

Black Beauty Zucchini (Harvest average: 45 days.) Should be eaten when 8 inches in length. Fruit is dark, green and glossy. Tapers towards each end. Flesh is greenish white, firm with good flavor. Bushes are uniform, have indented or cut leaves. Bushes are open and easy to pick.



Early Prolific Straightneck

(Harvest average: 46 days.) Summer variety with tapered, cylindrical shape. Grows from 12 to 14 inches long. Plants are an upright bush form. Yellow rind. Flesh is cream yellow. Tender and delicious at about 5 inches. This is an early, prolific variety producing over an extended period. Skin is rather tender.

Early Summer Yellow Crookneck

(Harvest average: 48 days.) Summer variety with curved neck and yellow rind. Matures to 10 inches long, however, best flavor at half mature size. Prolific and of good quality. Skin is often bumpy, becoming warted at larger sizes. Plant is low growing, dense bush. Flesh has delicious flavor with fine grained texture. Most popular summer squash.



Vegetable Spaghetti (Harvest average: 90 days.) Fruit is 8 to 9 inches long, cylindrical with rounded ends. Rind is hard and yellow at maturity. Flesh is thin, entirely stringy. When scooped out of a cooked fruit, this flesh resembles spaghetti.



Watermelon

Planting Guide

50 foot Row: 1/4 oz.

Per Acre: 3 to 4 lbs. in hills

Planting Depth: 1/2 inch

Spacing in Row: 24 to 48 inches

Rows Apart: 8 feet

Planting Date: April 15 to May 15

Days to Emergence: 4 to 8

Fertilizer: 4 lbs to 50 ft. row

Common Insects: Aphid, Cucumber Beetle, Leaf Miner, Pickle Worm, Squash Vine Borer, Squash Bug

Notes: Avoid planting until warm weather. Keep well watered until fruit starts to fill out. Soil needs to be slightly acid: pH 6. Takes up enormous space.

Black Diamond (Harvest average: 90 Days.) shape is blocky with a thick, dark green rind. Bright red flesh with a delicate flavor. Seeds are large. Can grow to 40 pounds.



Crimson Sweet (Harvest average: 85 days.) this variety has a very firm flesh which holds up well on the vine or on the shelf. It is brilliant red, flavorful and has few seeds. Weight ranges from 15 to 25 pounds. Fruit is 10 inches by 12 inches in an oval shape. Rind is distinctly striped light and dark green. Extreme sweetness is an advantage.



Cowpea

Planting Guide

50 foot Row: 1/2 lb.

Per Acre: 40 lbs.

Planting Depth: 1/2 inch

Spacing in Rows: 1 to 4 inches

Rows Apart: 2 feet

Planting Date: May-July

Days to Emergence: 7 to 12

Fertilizer: Commercial grade, very low in nitrogen.


Common Insects: Cowpea Curculio, Southern Cowpea Weevil

Notes: Cowpeas grow in a wide range of soils with shallow cultivation. Keep weed free. Plant different maturing varieties to have continuous crop.

Pinkeye Purplehull BVR (Harvest average: 60 days.) Semi-bush variety that grows to 2 feet with pods maturing to 8 inches. Pods are deep purple with creamy white seed with pink to deep purple eyes. Heavy yielder that adapts to most soils. Excellent for canning, freezing, home garden, fresh market and commercial growers.

Flowers

Flowers are an attractive addition to the garden as well as being beneficial. The flowers that we offer this year are the varieties that help to keep insects out of the garden.



Marigold

Cracker Jack Mix (Annual)
(Germination approximately 1 week at 70 degree temperature.) Very popular large flowering variety with flowers averaging 4 inches in diameter. Flowers range in shades of yellow, gold and orange. Ideal for garden color or as cut flowers. Start indoors for quick bloom or seed outdoors after all danger of frosts. Cover seeds with 1/8 inch light soil. Keep soil warm and water with room temperature water. Space 12 inches between plants.



Zinnia

California Giant Mix (Annual)
(Germination approximately 1 week at 70 degree temperature.) The colorful blooms make wonderful cut flowers. The flat petaled semi double flowers are displayed on long, graceful stems. Plants are easy to grow and bloom midsummer through fall. An excellent backdrop for other annuals in flower beds and borders. Sow outdoors after weather has warmed considerably or start indoors for earlier blooms. Cover seeds with 1/8 inch fine soil. Plant outdoors 10 to 12 inches apart.



Mammoth Gray Striped Sunflower (annual) Plant produces heavy amounts of sunflower seeds. The yellow flowers are enormous and yield a whopper crop of seeds. When the backs turn yellow, cut the flower, and let dry upside down. At the end of the season, watch for goldfinches, who love the seeds.

Seeds have a high oil content making it great for roasting.



Black Eyed Susan (Perennial) This is a flower that just about everyone recognizes. Its yellow and black coloring makes it an unmistakable flower that can take root almost anywhere. Plants grow to about 3 feet, full of brightly colored flowers.



Midwestern Wildflower Mix The mid-west native wildflower seed mix is full of color with an abundance of species.