

GT NEO Wheel

Instruction manual



SIMAGIC
KEEP
RACING

Before purchasing and using the product, please read this manual.

The data on the page is theoretical and is derived from SIMAGIC's test environment. Actual usage may vary slightly due to product usage conditions and environmental factors. Please refer to the actual usage situation.

We will provide product information, specifications, and features as accurately as possible. At the same time, we may adjust and correct the textual descriptions, image effects, etc., on the following pages in real time to match the actual product performance, specifications, indices, components, etc. Due to real-time changes in production batches and production supply factors, if there is a need for the aforementioned modifications and adjustments, we regret that we may not provide specific notifications. Please refer to the latest information released through official channels such as www.simagic.com for the most up-to-date information.



Video installation and
usage tutorial

Contents

1. Company Introduction	P1	4. Software	P20
2. Product Introduction		5. Notes	
2.1 Product Models.....	P2	5.1 Instruction for Use.....	P21
2.2 Product Intro.....	P3	5.2 Warranty Description.....	P22
2.3 Product Data.....	P4	5.3 Safety Guidelines.....	P23
2.4 Product Highlights.....	P6		
2.5 Packing List.....	P17	6. Contact us	P24
2.6 Optional Accessories.....	P18		
3. Quick Guide	P19		

Coming from modest backgrounds, but infected by the need for speed.

Although we had some talent in real life racing, the lack of funds to fuel that passion was not enough to satisfy our addiction in comparison to real life motorsports and is still beyond the reach of many. However, we are determined to find ways to improve our skills and make practice effective and affordable.

It started with us asking ourselves, “How do we find ways to satisfy this goal in the most immersive ways?”

In 2018, fueled by this passion and armed with advanced degrees in engineering and control systems, SIMAGIC was born.

We went about developing the kind of wheelbase we wanted and needed. It had to be direct drive for unmatched realism, yet affordable. The goal was to make it easy to use and built with high quality components to last; using real carbon fiber and metal where possible, with high quality components and zero compromises. After all, we were in Shenzhen, the Silicon Valley of the East, factory to the world, the talent and resources were all here.

While we were at it we thought to ourselves, why not make it just like real race cars with a motorsports grade QR system. It's never been done before so we had to develop new ways of power delivery and data communication to do this. The result is the much loved, and flatteringly imitated, QR system and 2.4G wireless communications system that have become so familiar in sim racing today.

August 2018, the M10 was introduced to the world and it catapulted SIMAGIC into the consciousness of sim racers all over. It has been 3 years since and what followed after were the GT Wheel Series, FX Wheel Series, Alpha Servo Base Series, Pedals, Sequential Shifters, Handbrakes and more, the SIMAGIC eco-system is only just the beginning.

3 years is neither short nor long. Short for the amount of innovation and products that we have developed, but long enough to have proven that we are here for the long haul and our products have stood the test of time and our commitment to all who have believed in us.

One thing remains unchanged, we started with motorsports as a passion and we will continue to drive this point in every product we develop and every innovation we come up with. Everything we do is benchmarked and tested by real drivers who believe in the art of sim as a tool for real life driving. We will continue to commit ourselves to being the choice of real drivers and those who strive to be one. This will always be the one thing that sets us apart from everyone else. The game just got seriously fun, so

KEEP-RACING!

**KEEP
RACING**

GT NEO



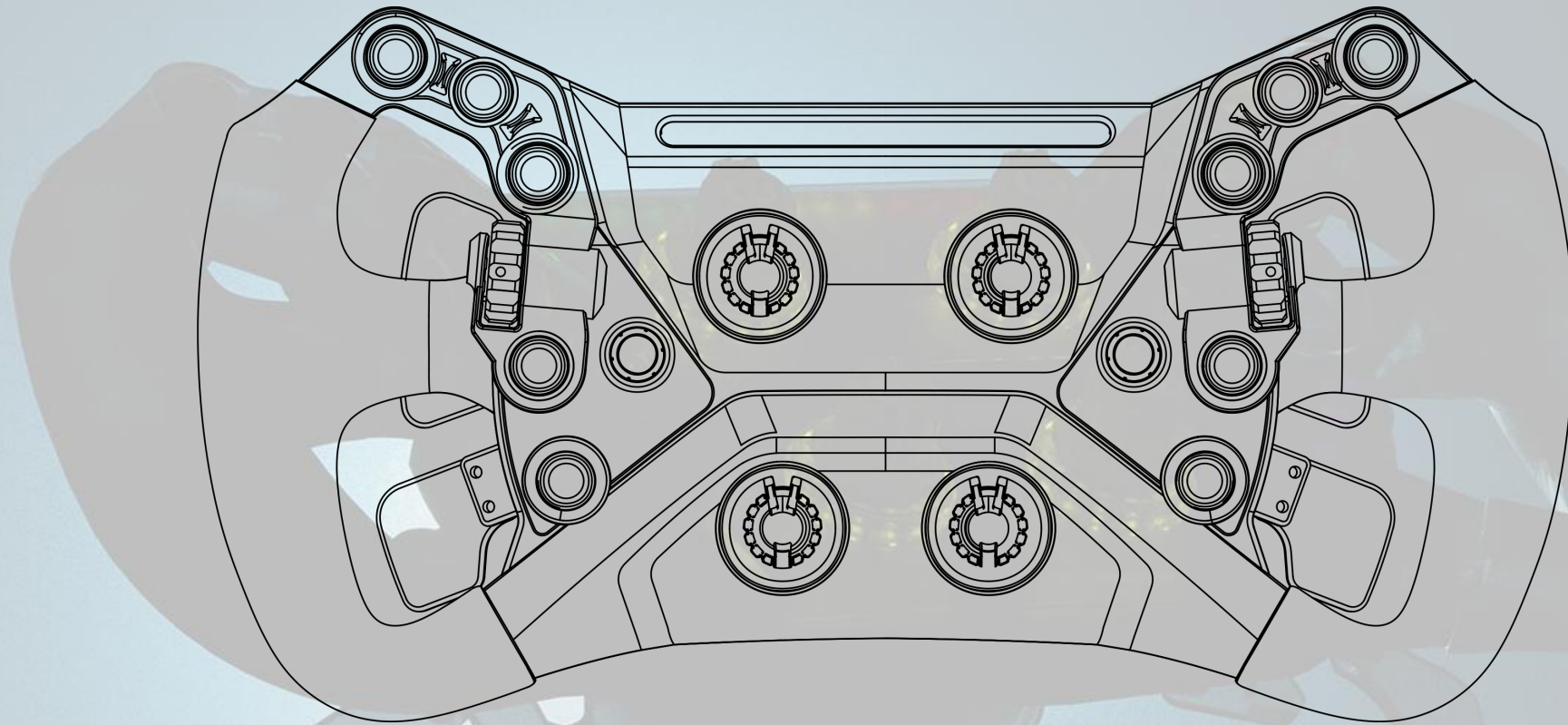
KEEP
RACING

- *High-strength carbon fiber composite material, TPE material handle
- *2 thumb rotary encoders, 2 7-way funky switches, 4 rotary encoders, 10 customizable RGB rotary knobs
- *Self-developed soft light rotary speed indicator, with 15 LED beads
- *Self-developed LED soft light technology, all RGB lights are adjustable
- *Self-developed Hall Effect paddle module, precise triggering, clear shifting, eliminates wear and tear
- *Paddle supports telescopic adjustment, and the paddles are replaceable.

- *Upper C-zone, lower C-zone ergonomic design, making it easy for fingers to reach buttons and knobs.
- *Supports multiple UP+ series upgrade modules.
- *Brand new wing-shaped quick-release, with an enlarged quick-release dial.
- *Self-developed key cap stickers, featuring 128 key cap patterns.
- *Brand new quick-release adapter plate, compatible with the majority of 50mm and 70mm quick-release mechanisms on the market.
- *Self-developed Maglink patented technology, magnetically connects directly to the computer for real-time response to gaming telemetry.



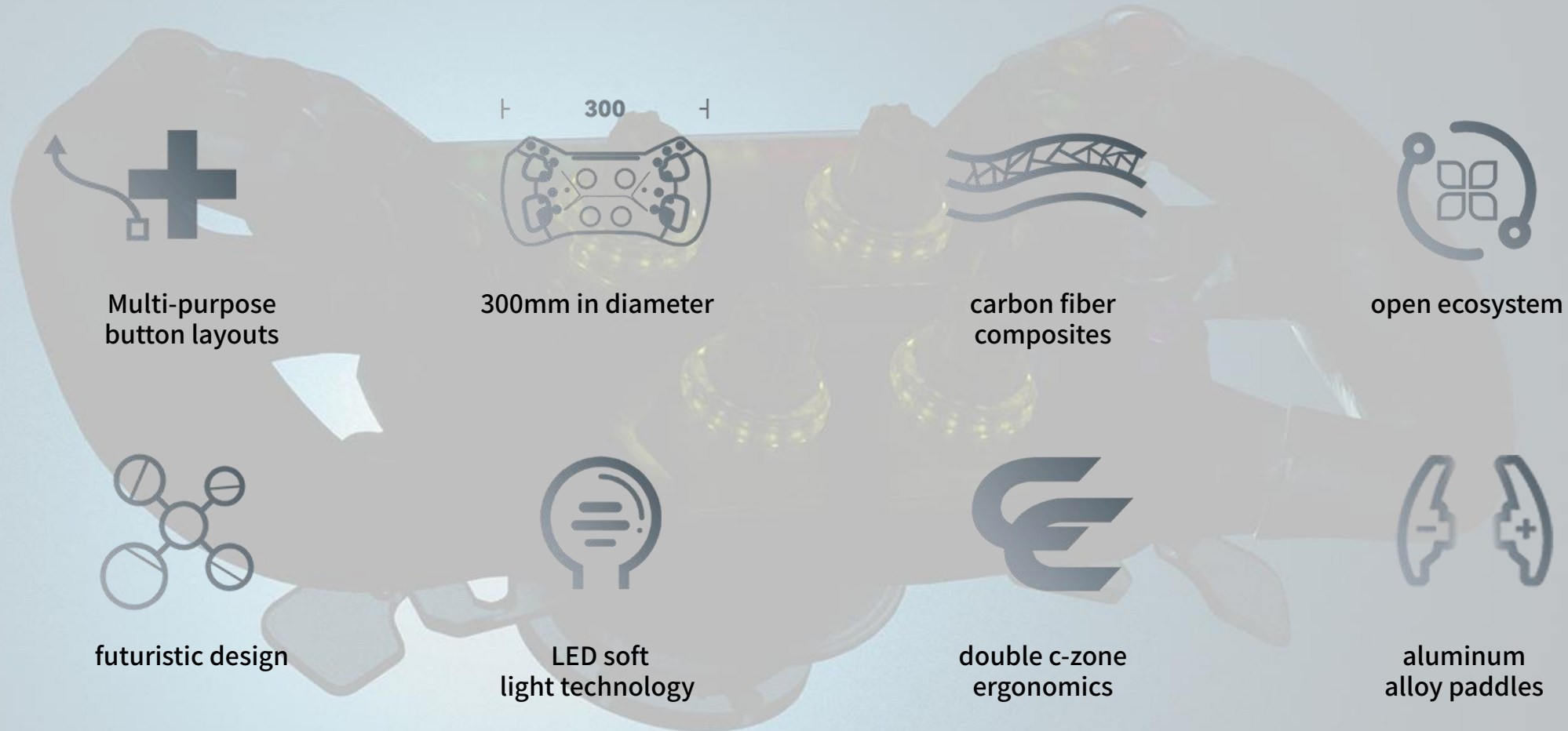
KEEP
RACING



Length x Width x Height: 300x156x111 (mm)

net weight (excluding the QR): 1.1kg

Product name	Wheel Type	SIMAGIC S- ray Multi_x0002_function RGB light	Grip material	7-way Multi-position Rotary Switch	Custo mizable RGB button	Rotary Encoders	Thumb Rotary Encoders	Wheel building material	Diameter	net weight (excluding the QR)	4 paddle modules	Quick Release
GT Neo	Formula Steering Wheel/GT	1	TPE material handle	2	10	4	2	Carbon Fiber composite	300mm	1100g	Included	SIMAGIC QR50 Included



Multi-purpose
button layouts

300mm in diameter

carbon fiber
composites

open ecosystem

futuristic design

LED soft
light technology

double c-zone
ergonomics

aluminum
alloy paddles



Multi-purpose button layouts

2 x rotary thumb encoders

2 x 7-way funky switches

4 x 12-digit absolute value encoders*

10 x customisable RGB buttons

1 x 4-paddle module

For better management of your racing experience

*Will be available in future firmware upgrades



physical property	Rating	Unit	Test method
density	1.33	g/cm ³	ASTMD792
mechanical property	Rating	Unit	Test method
tensile strength	115	MPa	ASTMD638
Flexural modulus	8500	MPa	ASTMD790
Bending strength (fracture)	198	MPa	ASTMD790
elongation at break	6.5	%	ASTMD638

A new era in material technology

Embrace the magic of carbon fiber composites

- > High-strength carbon fiber composites achieve the perfect balance of lightweight and strength
- > When agility combines with rigidity, it's the best combination you can ever ask for



All the buttons you can ask for Maximum control

- > Brand new multi-functional design with ergonomic control layouts
- > Multi-tasking suddenly feels easy
- > Freely control your car and pace, and let your instincts take over

**KEEP
RACING**

Handling is king so ergonomics is key

- > Ergonomic design gives exceptional handling as if the wheel is custom-made for you
- > Control layout within easy reach of your thumb, adding a hint of ease to your driving
- > No extra stress on your hands means less fatigue during driving, maintaining your sharpness in endurance races



**KEEP
RACING**



0.25mm ultra short travel

- > 0.25mm ultra short travel triggers immediate response
- > Adjust your settings in a flash
- > 500g button load threshold, adding intention to every input



On the racetrack Every bit of detail matters

- > Absolute value encoders give a direct impression of real racecars
 - > Positional control* provides more accuracy in adjustments, giving you every last drop of the car's potential
- *will be available in future firmware upgrades*


KEEP
RACING



Brand new ring QR design Quick release has just become even easier

> A revision of the current QR design with a 51.56% increase in the contact area for better grip and easier handling

**KEEP
RACING**



maglink™

The magnetic connection gamechanger

- > Break the barrier of compatibility and lead the way
 - > One cable for all: With the Maglink connector*, 3rd party compatibility is no longer a dream. Just plug it in and enjoy the seamless experience!
- *Needs to be purchased separately*



UP+ new generation Upping your game infinite possibilities

- > Still not satisfied? You can make it even better!
- > Supports multiple upgrade modules with quick and easy installation

**KEEP
RACING**



Surf through the seamless magic of GT Neo in SimPro Manager

- > Achieve in-game telemetry through the Maglink connection, ensuring compatibility with most racing simulations on PC
- > Customize to your preferences and enjoy the thrill of racing




**KEEP
RACING**



maglink™

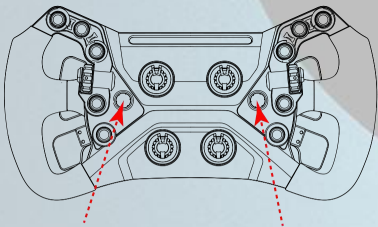
**KEEP
RACING**

1.0 Accessories list

-  Allen key*1 (2mm)
-  USB type-c cable*1
-  Steering wheel*1
-  Button/rotary encoders functionality stickers*2

2.0 Steering wheel function shortcuts

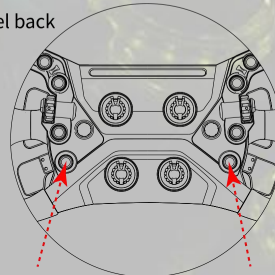
2.1 Clutch calibration mode



Push and hold both 7-way switches upwards for 5 seconds to enter Clutch Calibration mode, then press both clutches all the way down (then press any button) to complete the calibration (both clutches can be pressed simultaneously)

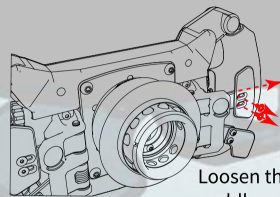
2.2 Factory reset

Press and hold the two indicated buttons simultaneously for 5 seconds to reset the wheel back to factory default settings



3.0 Steering wheel adjustments

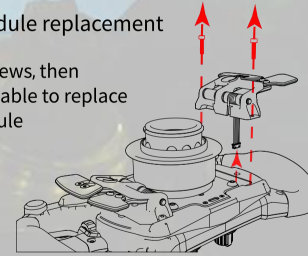
3.1 Paddle adjustments



Loosen the 2 screws securing the paddle, adjust the paddle to your preference then secure the 2 screws

3.2 Paddle module replacement

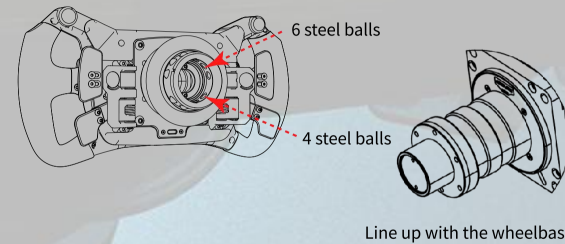
Loosen the 2 screws, then disconnect the cable to replace the paddle module



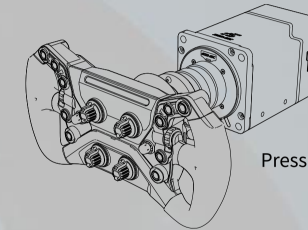
4.0 Steering wheel and wheelbase connection

4.1 Wheelbase connection

The quick release assembly contains 6 steel balls on the top half, and 4 steel balls on the bottom half

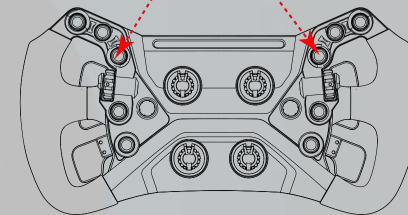


Line up with the wheelbase

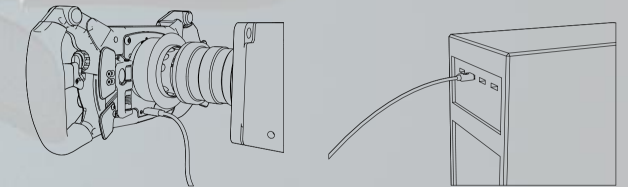


To pair the wheel to the wheelbase, attach the wheel and press the indicated buttons below to sync the frequency

Press both buttons simultaneously for 5 seconds to activate auto pairing mode



If there's no response when using the auto pairing mode, attach the included USB Type-C cable from the socket at the back of the wheel to the socket on the PC to manually sync the frequency (Please unplug the cable before driving in wireless mode)





**KEEP
RACING**

* For information about firmware upgrades, please check www.simagic.com/download."

* The related files are game adaptation files developed by SIMAGIC for SIMAGIC-compatible devices. To safeguard users' legal rights and interests, please download all files through SIMAGIC's designated channels.

* Please visit www.simagic.com/telemetry-support to access the list of games supported by this product. Note that using this product in non-supported games may result in certain functions not working as intended.

* Information on the product packaging or included in the box, as well as the data on the page, are theoretical values obtained by SIMAGIC in a testing environment. Actual usage may vary slightly due to product usage conditions and environmental factors. Please refer to the actual usage situation.

* We strive to provide as accurate product information, specifications, and features as possible. SIMAGIC may adjust and correct the textual descriptions, image effects, etc., on the page in real time to match the actual product performance, specifications, indices, components, etc. Due to real-time changes in production batches and production supply, if there is a need for the aforementioned modifications and adjustments, we regret that specific notifications may not be provided. Please refer to the latest information released through official channels for accuracy.

* The product images and content on the above pages are for illustrative purposes only. The actual product effects (including but not limited to appearance, color, size) and display content (including but not limited to background, UI, illustrations) may vary slightly. Please refer to the actual product.

* This instruction content serves as a general description for a single product (including different styles under a single product). The product descriptions demonstrated in this content are not sales specifications. The specific product style is based on what the user purchases.



This product is only intended for simulated driving-related activities.

Please differentiate between simulation games and reality and practice safe driving.

**KEEP
RACING**

SIMAGIC establishes dealer terms and consumer product warranty terms, requiring official partners such as dealers and agents to provide consumers with standardized SIMAGIC warranty services to safeguard consumers' legal rights. For information on authorized dealers, please visit www.simagic.com/experience.

SIMAGIC adheres to a service spirit that is responsible for users and ensures user confidence, striving to create the ultimate user experience. Regarding these warranty terms, if adjustments are necessary, we regret that specific notifications may not be provided. Please refer to the latest content released through official channels such as the official website.

Please avoid causing damage to the machine intentionally. Do not deviate from the guidance of official or officially authorized personnel when performing non-normal hardware or system operations on the machine. For detailed usage instructions, please visit www.simagic.com/pro-tutorial or check the official public account "SIMAGIC Technology" and other SIMAGIC official information channels.

【Warranty Terms】

- 1. The warranty period is twelve months from the date of purchase.**
- 2. During the warranty period, if there are issues with the machine's components, materials, or craftsmanship under normal use and maintenance, and the problem is confirmed after inspection, the company will provide free repairs and replacement parts.**

【Disclaimer】

- 1. Damage to the machine caused by incorrect installation or operation.**
- 2. Repairs, modifications, alterations, or self-replacement of any internal components by non-technical personnel of the company.**
- 3. Alteration of the machine serial number or inconsistencies with this certificate.**
- 4. Damage caused by negligence, water, or infiltration of other substances into the machine. Malfunctions or damage caused by accidents or natural disasters.**
- 5. Users are prohibited from personally opening the machine's casing, as doing so may void the warranty and other guarantees.**

- * The equipment and power supply must not be exposed to a humid environment or heat sources to prevent short circuits or electric leakage, which may lead to equipment damage/malfunction and fire incidents.
- * The equipment must be connected using the factory-supplied power and power cables. Even if the voltage matches, the use of non-original matching power and power cables is prohibited to ensure electrical safety.
- * Only use AC power provided by a standard wall outlet to avoid damage to the product.
- * When terminating use, please turn off the buttons and power equipment to prevent accidents.
- * In case of prolonged inactivity, unplug the power cord to disconnect the device from the power source.
- * To ensure safety, component replacements must be carried out or authorized by SIMAGIC's official repair center.
- * The device contains components that users cannot repair. Users are prohibited from opening the device's casing to avoid injury from the motor.
- * Children under 6 years old are prohibited from using this device.
- * The device has significant force feedback and contains small components. Children under 14 years old are prohibited from operating or using it independently. When in use, parents must adjust the force feedback parameters in child mode and supervise.
- * For first-time users, adjust the force feedback gradually to an appropriate level.
- * First-time users or those experiencing the device should be guided by the device owner.
- * Loose clothing items such as hair, cables, skirts, etc., should be kept away from the simulator.
- * If you have a history of epilepsy or seizures, consult a doctor before use. certain patterns may trigger seizures with no prior history. If you experience any symptoms, please stop using the product immediately and consult a doctor.
- * When using a high-torque base, the peak force feedback may cause hand injuries. If the feedback is too strong, release your hands immediately and adjust the feedback intensity parameters promptly to prevent potential accidents.
- * The equipment contain moving parts, pinch points, and sharp edges that may cause personal injury. Operate with caution to prevent pinching, bruising, kicking, smashing, or other bodily injuries.
- * It is recommended to limit force feedback gaming time from 20 to 40 mins to avoid health risks from excessive use.
- * Users should refrain from driving a real car for at least 1 hour after finishing the game.
- * If any abnormalities are detected, stop using the device immediately and seek assistance from SIMAGIC's official or authorized service center.
- * Please follow SIMAGIC's official website and public platforms for the latest product information.



Facebook



Instagram



X



WeChat

JOIN OUR SOCIAL MEDIA NETWORK
AND SHARE YOUR PASSION