

Evolv

PRODUCT CATALOG

SIT TO STAND



EasyStand 

Evolv

Medium, Large, & XT

Modular design makes the EasyStand Evolv the most versatile standing frame available. The base unit is functional for many users, however when more support is needed a wide variety of positioning options can be added to accommodate the most involved user. The Evolv enables full extension at the hips and knees for those with sufficient range of motion (ROM) and full weight-bearing on the long bones of the legs. For those with limited ROM, sit to stand provides an opportunity to stand in a partial weight-bearing position and potentially progress to full extension over time.



Swing-Away Front w/Shadow Tray and options

The Evolv

Safer

- The three point system of padded knee pad, seat, and chest pad provides the individual with support in all positions from sitting to standing. Sit to stand also allows the user to ascend and descend at their own pace and the ability to stop anywhere between sitting and standing.

Shadow Tray

- Exclusive to the EasyStand brand, the new Shadow Tray provides constant anterior support between sitting and standing, perfect for the individual with limited upper body support and allows standing in a partial weight-bearing position or stopping to rest/acclimate when needed.

Quick Use

- For those that self-transfer, it is a quick lateral transfer, flip the knee pad down and you are ready to start standing.

Assisted Transfers Made Easier

- For those that require an assisted transfer, several options ease assisted transfers such as swing-away fronts, removable backs, transfer and swivel seats, as well as elevated rear legs that allow more flexibility when patient lifts are needed.

Comfortable

- Critical areas are padded so the knee pad, seat, back and front pad are always well cushioned. Roho® seat cushions and knee pads are options for those with pressure management issues.

Advantage

Acclimated Standing

- Newly injured and those that have not stood recently often need to acclimate to standing. Sit to Stand allows a user to stop at any point between sitting and standing. This is also beneficial for those who have minor contractures in the knees and hips and allows them to be fully ranged out over time.

Full Hip and Knee Extension

- Allows for an over-center stretch of the hips and the full extension of the knees. This is ideal for achieving all the health benefits of standing.

Modular Design

- Accommodates both users needing little added support and those who require significant positioning to go from sitting to standing. Over 60 different positioning options, developed with advice from therapists, can accommodate the most severe disabilities. Additionally, disabilities such as Multiple Sclerosis and ALS are progressive, and positioning options may need to be added over time. Our modular design helps stand those with the most difficult positioning challenges.

Prepare for Exoskeleton Walking


- According to regulatory approval of exoskeleton products, prior to using an exoskeleton walking device, users should be able to stand using an assistive standing device (e.g., EasyStand Evolv). Being able to stand comfortably for longer periods of time and getting a proper stretch, makes the Evolv the ideal partner for pre-walking needs before starting a walking program.



Swing-Away Front
w/Shadow Tray and options



Swing-Away Front
with options



Base Model
with options

Evolv

Medium, Large, & XT

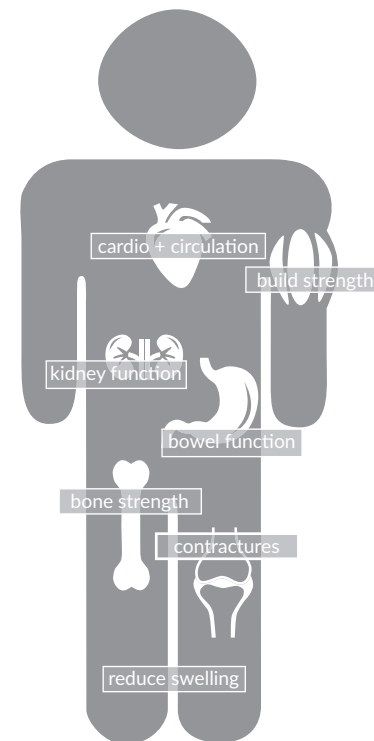
SIT TO STAND



Mobile with options

Health Benefits

- Improve/maintain range of motion
- Decrease joint/muscle contractures
- Management of atrophy in the trunk and leg muscles
- Improve strength to trunk and lower extremities
- Decrease muscle spasms
- Promote proper muscle skeleton development
- Improve/maintain bone integrity/skeletal development
- Lessen/manage the progression of scoliosis
- Manage pressure (ulcers) through changing positions
- Improve bowel function and regularity
- Aid in kidney and bladder functions
- Strengthen cardiovascular system and build endurance
- Improve circulation
- Reduce swelling in lower extremities





Shadow Tray
with options



Base Model
with options



Mobile
with options



Swing-Away Front
with options



Base Model
with options

Specifications

Specifications	Medium	Large	XT
Weight Limit	200 lbs. (90kg)	280 lbs. (127kg)	350 lbs. (159kg)
Height Range*	4'-5'6" (122-168cm)	5'-6'2" (152-188cm)	6'-6'10" (183-208cm)
Seat to Foot Plate Range	11"-18" (28-46cm)	14"-21" (36-53cm)	17"-23" (43-58cm)
Seat Depth Range	14"-19" (36-48cm)	18"-23" (46-58cm)	20"-25" (51-64cm)
Seat Height from Floor	21.5" (55cm)	21.5" (55cm)	23.5" (60cm)
Knee Pad Depth Range	3.5"-5.75" (9-15cm)	3.5"-5.75" (9-15cm)	4.75"-7" (12-18cm)
Weight of Basic Unit	101 lbs (46kg)	104 lbs (47kg)	112 lbs (51kg)
Frame Footprint	26.5"x33.5" (67x85cm)	26.5"x33.5" (67x85cm)	29.5"x37.5" (70x95cm)

*Height ranges are approximate with sit to stand, seat depth and seat to footplate measurements are more accurate measurements to determine the correct size standing frame.

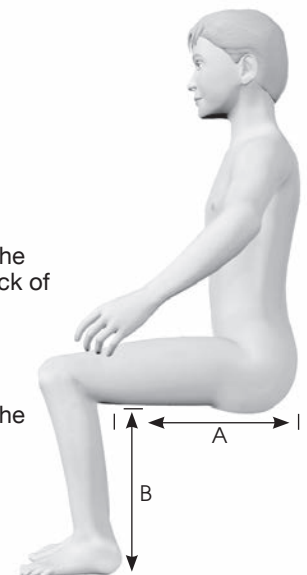
additional specifications at easystand.com

Seat Depth (A):

Measure the distance between the back of the buttocks and the back of the knee.

Seat to Footplate (B):


Measure the distance between the foot/shoe and the knee bend.



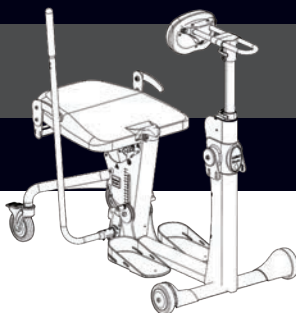
Evolv Medium

Options

4'-5'6"
(122-167cm)



200 lbs
(91 kg)



The EasyStand Evolv base model includes: Two 5" Front Wheels, Two 5" Rear Locking Casters, Manual Hydraulic Actuator with Handle, Planar Seat, Height-Only Adjustable Foot Plates, No-Tray Chest Pad, Transfer Handles and Black Upholstery (back not included).



PNG50499 Easy-Adjust Seat Depth

Roller bearing seat depth that allows for smoother seat depth adjustment. Not available off unit. Great for multi-user facilities.



PNG50025 Mobile

Self propel the stander. Features flip-away knee pad and push rims, drive wheel locks and enclosed chain drive mechanism. Not available with shadow trays.



PNG50314 Front Swivel Casters

PNG50483 Front Swivel Casters for Swing-Away
Locking casters allow for easier steering and movement of stander. Replaces front wheels. PNG50314 extends footprint to 28"x36" (71x91cm). PNG50483 extends footprint to 25" x 44" (64x112cm). Not available with mobile option.



PNG50417 Swing-Away Front

PNG50428 Swing-Away Front for Shadow Tray
Allows the tray and knee pads to swing away with minimal lifting, providing more room for assisted transfers. Tray required. Not available with mobile option.



PNG50010 Pow'r Up Lift

Brings the user to the standing position with the touch of a button. Includes light touch controller, rechargeable battery and charger, Linak® actuator and an emergency release.



PNG50328 Adjustable/Removable Actuator Handle

Removable actuator handle adjusts the distance of reach to actuator handle to meet user's needs. Not available with pow'r up lift.



PNG50044 Quad Grip Handle Extension

Attaches to the actuator handle for users with limited dexterity. Adjusts for various hand sizes. Not available with pow'r up lift.



PNG50070 T-Style Handle Extension

Attaches to the actuator handle for users with limited range of motion. Makes the first few pumps easier and descending more accessible. Adds additional 7" (18cm) in each direction. Not available with pow'r up lift.



PNG50515 Black Molded Adjustable Shadow Tray

New Height/Depth adjustable shadow tray covers the entire height range of the previously available 7", 10" and 12" shadow trays. Height range is 7-12" (17-30cm) from the seat. Depth range is 4"-20" (10-20cm) measured from the back to the front pad. Tray size is 21"Lx24"W (53x61cm). Not available with mobile.



PNG50517 Clear Adjustable Shadow Tray

Acrylic, replaces black molded tray. New Height/Depth adjustable shadow tray covers the entire height range of the previously available 7", 10" and 12" shadow trays. Height range is 6"-11" (15-27cm) from the seat. Depth range is 4"-20" (10-20cm) measured from the back to the front pad. Tray size is 21"Lx24"W (53x61cm). Not available with mobile.



PNG50247-1 Black Molded Tray

Black molded tray provides anterior support and work surface. Adjustable in height and depth. Tray size is 21"Lx24"W (53x61 cm).



PNG50248-1 Clear Tray Top

Acrylic, replaces standard black molded tray. Tray size is 21"Lx24"W (53x61 cm). Not available with mobile, shadow or swing-away.



PNG50194-1 Oversized Clear Tray

Large acrylic tray allows more room for reading and functional activities. Tray size is 22"Lx29"W (56x74cm). Not available with mobile, shadow or swing-away.



PNG50368-1 Black Molded Angle Adjustable Tray

Adjusts from 0-35° to provide forearm support and angle activities closer to the user. Tray size is 21"Lx24"W (53x61cm). Not available with mobile, shadow or swing-away.



PNG50366-1 Clear Angle Adjustable Tray

Adjusts from 0-35° to provide forearm support and angle activities closer to the user. Tray size is 21"Lx24"W (53x61cm). Not available with mobile, shadow or swing-away.



PNG50418-1 Black Molded Tray for Swing-Away

Black molded tray designed exclusively for the swing-away front. Black molded tray size is 21"Lx24"W (53x61cm).



PNG50456-1 Clear Tray for Swing-Away

Clear tray designed exclusively for the swing-away front. Clear tray size is 21"Lx24"W (53x61cm).



PNG50458-1 Oversized Clear Tray for Swing-Away

Clear tray designed exclusively for the swing-away front. Oversized clear tray size is 22"Lx29"W (56x74cm).



PNG50490-1 Black Molded Angle Adjustable Tray for Swing-Away

Adjusts from 0-35° to provide forearm support and angle activities closer to the user. Designed exclusively for the swing-away front. Tray size is 21"Lx24"W (53x61 cm).



PNG50489-1 Clear Angle Adjustable Tray for Swing-Away

Adjusts from 0-35° to provide forearm support and angle activities closer to the user. Designed exclusively for the swing-away front. Tray size is 21"Lx24"W (53x61cm).



PNG50491-1 Oversized Clear Angle Adjustable Tray for Swing-Away

Adjusts from 0-35° to provide forearm support and angle activities closer to the user. Designed exclusively for the swing-away front. Tray size is 22"Lx29"W (56x74cm).



PNG50372-1 Clear Tray for Mobile

Provides forearm support. Clear tray size is 19"Lx18"W (56x48cm).



PNG50327-1 Clear Angle Adjustable Tray for Mobile

Adjusts from 0-35° to provide forearm support and angle activities closer to the user. Tray size is 19"Lx18"W (56x48cm).



PNG50042 Hand Grips

Provides additional arm and hand support and alignment. Easily movable for precise arm positioning. Attaches with suction cups. A clear acrylic tray is required.



PNG30000 Large Contoured Chest Pad
Attaches to tray or no-tray bracket to provide anterior support. Replaces standard chest pad. Oval pad is 9.5"Hx15"W (24x38cm).



PNG30295 Padded Tray Cover
A removable padded tray cover with drawstring that attaches to the black molded, clear, angle adjustable, or shadow tray. Not available for mobile tray or oversized tray.



PNG50460-1 1-Piece Knee Pad
PNG50424-1 1-Piece Knee Pad for Swing-Away
Width range from center to center is 9" (24cm). Knee pad depth range from front of seat is 2"-7" (3-19cm).



PNG50384-1 Independent Knee Pads
PNG50425-1 Independent Knee Pads for Swing-Away
Width range from center to center is 9"-13.5" (24-34cm). Knee pad depth range from front of seat is 1"-7.5" (3-19cm). Knee pad height range is +5" to -5.25" (+13 to -13cm) from seat pivot.



PNG50385-1 Independent Roho® Knee Pads
PNG50426-1 Ind Roho® Knee Pads for Swing-Away
Width range from center to center is 9"-13.5" (24-34cm). Depth range from front of seat is 1"-7.5" (3-19cm). Height range is +5" to -5.5" (+13 to -14cm) from seat pivot.



PNG50414 Multi-Adjustable Foot Plates
Adjusts independently in height from 1"-5" (2.5-13cm) off floor, plantar/dorsi +/-20° and +15° toe out adjustment. Recommended for users over 5'10".



PNG30030 Foot Straps-15"
PNG50505 Foot Straps-21"
Velcro® and D-ring adjustment hold feet in alignment with two attachment slots for proper foot positioning. Straps measured in length over top of foot, with approximately 1.5" (4cm) of Velcro® overlap.



PNG30031 Secure Foot Straps-15"
PNG50506 Secure Foot Straps-21"
Velcro® and D-ring adjustment hold feet in alignment with two attachment slots for proper foot positioning. Straps measured in length over top of foot, with approximately 1.5" (4cm) of Velcro® overlap.



PNG30269 Transfer Seat
Provides larger surface for lateral transfers. 20"W at widest area x 17.5"L (50x44cm). May replace the need for a transfer board.



PNG50324 Rotating Seat
Rotating disk is embedded in the seat to reduce shear while swinging the user's legs into place. It rotates 90° to the left or right and locks in place.




PNG30183 Seat w/Roho® Insert
Maximizes pressure relief using the benefits of Roho® Dry Floatation® technology. Insert is 7"x12" (18x30cm). Replaces standard seat.




PNG50161 Hip Supports-9"-15"W
PNG50198 Hip Supports-11"-17"W
PNG50518 Hip Supports-16"-22"W
Supports the hips in symmetrical alignment from sitting to standing. Width range is 9"-15" (23-38cm), 11"-17" (28-43cm) and 16"-22" (40-55cm). Pad size is 4"x6" (10x16cm). Limited adjustment with shadow tray.



PNG50066 Flat Back 15"H
PNG50171 Removable Flat Back 15"H
Top of back is 15" (38cm) from seat. Removable back releases with two knobs and provides rear access for patient lift transfers.



PNG50067 Flat Back 19"H
PNG50173 Removable Flat Back 19"H
Top of back is 19" (48cm) from seat. Removable back releases with two knobs and provides rear access for patient lift transfers.



PNG50062 Contoured Back 15"H
PNG50172 Removable Contoured Back 15"H
Top of back is 15" (38cm) from seat. Removable back detaches with two knobs and provides rear access for patient lift transfers.



PNG50068 Contoured Back 19"H
PNG50174 Removable Contoured Back 19"H
Top of back is 19" (48cm) from seat. Removable back detaches with two knobs and provides rear access for patient lift transfers.



PNG30029 Velcro® Positioning Belt-26"
PNG30306 Velcro® Positioning Belt-38"
2" (5cm) wide positioning belt has a D-ring Velcro® closure, provides hip stability for user. Fits hip circumference of 26"-55" (66-140cm) and 38"-67" (97-170cm). Back required.



PNG30028 Positioning Belt w/Airline Style Buckle
2" (5cm) wide positioning belt provides hip stability with the security of an airline style buckle. Fits hip circumference of 26"-55" (66-140cm). Back required.



PNG50192 Chest Strap-30"-46" Range
PNG50193 Chest Strap-34"-54" Range
PNG50504 Chest Strap-46"-66" Range
Velcro® and D-ring adjustment. 30"-46" (76x117cm) chest strap pad is 5"Wx19"L (13x48cm), 34"-54" (86x137cm) and 46"-66" (117-168cm) chest strap pad is 5"Wx24"L (13x61cm). Fits users with chest measurement ranging from 30"-46" (76-117cm), 34"-54" (86-137cm) and 46"-66" (117-168cm). Back required.



P600002 Back Angle Adjustment Wheel
Provides quick adjustment of the back angle for multi-user environments. Replaces standard 5 point knob. Back required.



PNG50034 Accessories Mounting Bracket
Required for attaching the chest vest, lateral supports, high mount chest vest bracket, head supports and push handles. Back required.



PNG30170 X-Style Chest Vest-11"Lx9.5"W
PNG30056 X-Style Chest Vest-12.5"Lx10"W
Neoprene® with camlock adjustment provides anterior trunk support. Size is 11"Lx9.5"W (28x24cm) and 12.5"Lx10"W (32x26cm). Back and accessories mounting bracket required.



PNG30171 Y-Style Chest Vest-17.5"Lx11.5"W
PNG30021 Y-Style Chest Vest-20.5"Lx12.5"W
Neoprene® with camlock adjustment provides anterior trunk support. Size is 17.5"Lx11.5"W (44x29cm) and 20.5"Lx12.5"W (52x32cm). Back and accessories mounting bracket required.



PNG30318 Non-Stretch X-Style Chest Vest-11"Lx9.5"W
PNG30322 Non-Stretch X-Style Chest Vest-14.5"Lx10.5"W
PNG30320 Non-Stretch Y-Style Chest Vest-17.5"Lx11.5"W
PNG30324 Non-Stretch Y-Style Chest Vest-20.5"Lx12.5"W
Non-Stretch material with breathable mesh back, quick-release buckle adjustment provides anterior trunk support. Back and accessories mounting bracket required.



PNG11212 High Mount Chest Vest Bracket
Moves mounting points for chest vest higher to secure shoulders in position. Chest vest not included. Back and accessories mounting bracket required.



PNG50535 Lateral Supports with Flat Pads 8"-16.5"W
PNG50536 Lateral Supports with Flat Pads 11"-19.5"W
Multiple adjustments, removable for transferring. Depth range is 3" (8cm). Width range is 8"-16.5" (20-41cm) and 11"-19.5" (27-49cm). Pad size is 4"Hx6.25"W (10x16cm). Back and accessories mounting bracket required.



PNG50224 Lateral Supports w/Curved Pads 8"-16.5"W
PNG50176 Lateral Supports w/Curved Pads 11"-19.5"W
Multiple adjustments, removable for transferring. Depth range is 3" (8cm). Width range is 8"-16.5" (20-41cm) and 11"-19.5" (27-49cm). Pad size is 4"x6" (10x15cm). Back and accessories mounting bracket required.



PNG50240 Head Support-Short
PNG50037 Head Support-Tall
Height range from seat with a 15" back for PNG50240 is 21"-30" (53-76cm) and PNG50037 is 23"-32" (58-81cm). With a 19" tall back the PNG50240 is 23"-32" (58-81cm) and PNG50037 is 25"-34" (64-86cm). Back and accessories mounting bracket required.




P80246 Angle Locator
Helps therapists monitor standing progress. Attaches under seat magnetically.



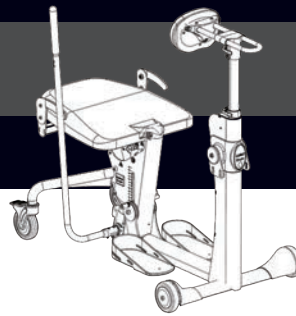
PNG50040 Push Handles
Makes pushing the stander easier for the caregiver. Back and accessories mounting bracket required.

Evolv Large

Options



The EasyStand Evolv base model includes: Two 5" Front Wheels, Two 5" Rear Locking Casters, Manual Hydraulic Actuator with Handle, Planar Seat, Height-Only Adjustable Foot Plates, No-Tray Chest Pad, Transfer Handles and Black Upholstery (back not included).



PNG50499 Easy-Adjust Seat Depth

Roller bearing seat depth that allows for smoother seat depth adjustment. Not available off unit. Great for multi-user facilities.



PNG50025 Mobile

Self propel the stander. Features flip-away knee pad and push rims, drive wheel locks and enclosed chain drive mechanism. Not available with shadow trays.



PNG50314 Front Swivel Casters

PNG50483 Front Swivel Casters for Swing-Away
Locking casters allow for easier steering and movement of stander. Replaces front wheels. PNG50314 extends footprint to 28"x36" (71x91cm). PNG50483 extends footprint to 25" x 44" (64x112cm). Not available with mobile option.



PNG50417 Swing-Away Front

PNG50428 Swing-Away Front for Shadow Tray
Allows the tray and knee pads to swing away with minimal lifting, providing more room for assisted transfers. Tray required. Not available with mobile option.



PNG50010 Pow'r Up Lift

Brings the user to the standing position with the touch of a button. Includes light touch controller, rechargeable battery and charger, Linak® actuator and an emergency release.



PNG50328 Adjustable/Removable Actuator Handle

Removable actuator handle adjusts the distance of reach to actuator handle to meet user's needs. Not available with pow'r up lift.



PNG50044 Quad Grip Handle Extension

Attaches to the actuator handle for users with limited dexterity. Adjusts for various hand sizes. Not available with pow'r up lift.



PNG50070 T-Style Handle Extension

Attaches to the actuator handle for users with limited range of motion. Makes the first few pumps easier and descending more accessible. Adds additional 7" (18cm) in each direction. Not available with pow'r up lift.



PNG50515 Black Molded Adjustable Shadow Tray

New Height/Depth adjustable shadow tray covers the entire height range of the previously available 7", 10" and 12" shadow trays. Height range is 7-12" (17-30cm) from the seat. Depth range is 4"-20" (10-20cm) measured from the back to the front pad. Tray size is 21"Lx24"W (53x61cm). Not available with mobile.



PNG50517 Clear Adjustable Shadow Tray

Acrylic, replaces black molded tray. New Height/Depth adjustable shadow tray covers the entire height range of the previously available 7", 10" and 12" shadow trays. Height range is 6"-11" (15-27cm) from the seat. Depth range is 4"-20" (10-20cm) measured from the back to the front pad. Tray size is 21"Lx24"W (53x61cm). Not available with mobile.



PNG50247-1 Black Molded Tray

Black molded tray provides anterior support and work surface. Adjustable in height and depth. Tray size is 21"Lx24"W (53x61 cm).



PNG50248-1 Clear Tray Top

Acrylic, replaces standard black molded tray. Tray size is 21"Lx24"W (53x61 cm). Not available with mobile, shadow or swing-away.



PNG50194-1 Oversized Clear Tray

Large acrylic tray allows more room for reading and functional activities. Tray size is 22"Lx29"W (56x74cm). Not available with mobile, shadow or swing-away.



PNG50368-1 Black Molded Angle Adjustable Tray

Adjusts from 0-35° to provide forearm support and angle activities closer to the user. Tray size is 21"Lx24"W (53x61cm). Not available with mobile, shadow or swing-away.



PNG50366-1 Clear Angle Adjustable Tray

Adjusts from 0-35° to provide forearm support and angle activities closer to the user. Tray size is 21"Lx24"W (53x61cm). Not available with mobile, shadow or swing-away.



PNG50418-1 Black Molded Tray for Swing-Away

Black molded tray designed exclusively for the swing-away front. Black molded tray size is 21"Lx24"W (53x61cm).



PNG50456-1 Clear Tray for Swing-Away

Clear tray designed exclusively for the swing-away front. Clear tray size is 21"Lx24"W (53x61cm).



PNG50458-1 Oversized Clear Tray for Swing-Away

Clear tray designed exclusively for the swing-away front. Oversized clear tray size is 22"Lx29"W (56x74cm).



PNG50490-1 Black Molded Angle Adjustable Tray for Swing-Away

Adjusts from 0-35° to provide forearm support and angle activities closer to the user. Designed exclusively for the swing-away front. Tray size is 21"Lx24"W (53x61 cm).



PNG50489-1 Clear Angle Adjustable Tray for Swing-Away

Adjusts from 0-35° to provide forearm support and angle activities closer to the user. Designed exclusively for the swing-away front. Tray size is 21"Lx24"W (53x61cm).



PNG50491-1 Oversized Clear Angle Adjustable Tray for Swing-Away

Adjusts from 0-35° to provide forearm support and angle activities closer to the user. Designed exclusively for the swing-away front. Tray size is 22"Lx29"W (56x74cm).



PNG50372-1 Clear Tray for Mobile

Provides forearm support. Clear tray size is 19"Lx18"W (56x48cm).



PNG50327-1 Clear Angle Adjustable Tray for Mobile

Adjusts from 0-35° to provide forearm support and angle activities closer to the user. Tray size is 19"Lx18"W (56x48cm).



PNG50042 Hand Grips

Provides additional arm and hand support and alignment. Easily movable for precise arm positioning. Attaches with suction cups. A clear acrylic tray is required.



PNG30000 Large Contoured Chest Pad
Attaches to tray or no-tray bracket to provide anterior support. Replaces standard chest pad. Oval pad is 9.5"Hx15"W (24x38cm).



PNG30295 Padded Tray Cover
A removable padded tray cover with drawstring that attaches to the black molded, clear, angle adjustable, or shadow tray. Not available for mobile tray or oversized tray.



PNG50460-1 1-Piece Knee Pad
PNG50424-1 1-Piece Knee Pad for Swing-Away
Width range from center to center is 9" (24cm). Knee pad depth range from front of seat is 2"-7" (3-19cm).



PNG50384-1 Independent Knee Pads
PNG50425-1 Independent Knee Pads for Swing-Away
Width range from center to center is 9"-13.5" (24-34cm). Knee pad depth range from front of seat is 1"-7.5" (3-19cm). Knee pad height range is +5" to -5.25" (+13 to -13cm) from seat pivot.



PNG50385-1 Independent Roho® Knee Pads
PNG50426-1 Ind Roho® Knee Pads for Swing-Away
Width range from center to center is 9"-13.5" (24-34cm). Depth range from front of seat is 1"-7.5" (3-19cm). Height range is +5" to -5.5" (+13 to -14cm) from seat pivot.



PNG50015-1 Multi-Adjustable Foot Plates
Adjusts independently in height from 1"-5" (2.5-13cm) off floor, plantar/dorsi +/-20° and +15° toe out adjustment. Recommended for users over 5'10".



PNG30030 Foot Straps-15"
PNG50505 Foot Straps-21"
Velcro® and D-ring adjustment hold feet in alignment with two attachment slots for proper foot positioning. Straps measured in length over top of foot, with approximately 1.5" (4cm) of Velcro® overlap.



PNG30031 Secure Foot Straps-15"
PNG50506 Secure Foot Straps-21"
Velcro® and D-ring adjustment hold feet in alignment with two attachment slots for proper foot positioning. Straps measured in length over top of foot, with approximately 1.5" (4cm) of Velcro® overlap.



PNG30270 Transfer Seat
Provides larger surface for lateral transfers. 23"W at widest area x 21.5"L (58x55cm). May replace the need for a transfer board.



PNG50318 Rotating Seat
Rotating disk is embedded in the seat to reduce shear while swinging the user's legs into place. It rotates 90° to the left or right and locks in place.




PNG300023 Seat w/Roho® Insert
Maximizes pressure relief using the benefits of Roho® Dry Floatation® technology. Insert is 7"x12" (18x30cm). Replaces standard seat.




PNG50161 Hip Supports-10"-15"W
PNG50198 Hip Supports-12"-17"W
PNG50518 Hip Supports-17"-23"W
Supports the hips in symmetrical alignment from sitting to standing. Width range is 10"-15" (25-38cm), 12"-17" (30-43cm) and 17"-23" (43-58cm). Pad size is 4"x6" (10x16cm). Limited adjustment with shadow tray.



PNG50066 Flat Back 15"H
PNG50171 Removable Flat Back 15"H
Top of back is 15" (38cm) from seat. Removable back releases with two knobs and provides rear access for patient lift transfers.



PNG50067 Flat Back 19"H
PNG50173 Removable Flat Back 19"H
Top of back is 19" (48cm) from seat. Removable back releases with two knobs and provides rear access for patient lift transfers.



PNG50062 Contoured Back 15"H
PNG50172 Removable Contoured Back 15"H
Top of back is 15" (38cm) from seat. Removable back detaches with two knobs and provides rear access for patient lift transfers.




PNG50068 Contoured Back 19"H
PNG50174 Removable Contoured Back 19"H
Top of back is 19" (48cm) from seat. Removable back detaches with two knobs and provides rear access for patient lift transfers.



PNG30029 Velcro® Positioning Belt-26"
PNG30306 Velcro® Positioning Belt-38"
2" (5cm) wide positioning belt has a D-ring Velcro® closure, provides hip stability for user. Fits hip circumference of 26"-55" (66-140cm) and 38"-67" (97-170cm). Back required.



PNG30028 Positioning Belt w/Airline Style Buckle
2" (5cm) wide positioning belt provides hip stability with the security of an airline style buckle. Fits hip circumference of 26"-55" (66-140cm). Back required.



PNG50192 Chest Strap-30"-46" Range
PNG50193 Chest Strap-34"-54" Range
PNG50504 Chest Strap-46"-66" Range
Velcro® and D-ring adjustment. 30"-46" (76x117cm) chest strap pad is 5"Wx19"L (13x48cm), 34"-54" (86x137cm) and 46"-66" (117-168cm) chest strap pad is 5"Wx24"L (13x61cm). Fits users with chest measurement ranging from 30"-46" (76-117cm), 34"-54" (86-137cm) and 46"-66" (117-168cm). Back required.



P600002 Back Angle Adjustment Wheel
Provides quick adjustment of the back angle for multi-user environments. Replaces standard 5 point knob. Back required.



PNG50034 Accessories Mounting Bracket
Required for attaching the chest vest, lateral supports, high mount chest vest bracket, head supports and push handles. Back required.



PNG30170 X-Style Chest Vest-11"Lx9.5"W
PNG30056 X-Style Chest Vest-12.5"Lx10"W
Neoprene® with camlock adjustment provides anterior trunk support. Size is 11"Lx9.5"W (28x24cm) and 12.5"Lx10"W (32x26cm). Back and accessories mounting bracket required.



PNG30171 Y-Style Chest Vest-17.5"Lx11.5"W
PNG30021 Y-Style Chest Vest-20.5"Lx12.5"W
Neoprene® with camlock adjustment provides anterior trunk support. Size is 17.5"Lx11.5"W (44x29cm) and 20.5"Lx12.5"W (52x32cm). Back and accessories mounting bracket required.



PNG30318 Non-Stretch X-Style Chest Vest-11"Lx9.5"W
PNG30322 Non-Stretch X-Style Chest Vest-14.5"Lx10.5"W
PNG30320 Non-Stretch Y-Style Chest Vest-17.5"Lx11.5"W
PNG30324 Non-Stretch Y-Style Chest Vest-20.5"Lx12.5"W
Non-Stretch material with breathable mesh back, quick-release buckle adjustment provides anterior trunk support. Back and accessories mounting bracket required.



PNG11212 High Mount Chest Vest Bracket
Moves mounting points for chest vest higher to secure shoulders in position. Chest vest not included. Back and accessories mounting bracket required.



PNG50535 Lateral Supports with Flat Pads 8"-16.5"W
PNG50536 Lateral Supports with Flat Pads 11"-19.5"W
Multiple adjustments, removable for transferring. Depth range is 3" (8cm). Width range is 8"-16.5" (20-41cm) and 11"-19.5" (27-49cm). Pad size is 4"Hx6.25"W (10x16cm). Back and accessories mounting bracket required.



PNG50224 Lateral Supports w/Curved Pads 8"-16.5"W
PNG50176 Lateral Supports w/Curved Pads 11"-19.5"W
Multiple adjustments, removable for transferring. Depth range is 3" (8cm). Width range is 8"-16.5" (20-41cm) and 11"-19.5" (27-49cm). Pad size is 4"x6" (10x15cm). Back and accessories mounting bracket required.



PNG50240 Head Support-Short
PNG50037 Head Support-Tall
Height range from seat with a 15" back for PNG50240 is 21"-30" (53-76cm) and PNG50037 is 23"-32" (58-81cm). With a 19" tall back the PNG50240 is 23"-32" (58-81cm) and PNG50037 is 25"-34" (64-86cm). Back and accessories mounting bracket required.



P80246 Angle Locator
Helps therapists monitor standing progress. Attaches under seat magnetically.



PNG50040 Push Handles
Makes pushing the stander easier for the caregiver. Back and accessories mounting bracket required.

Evolv XT

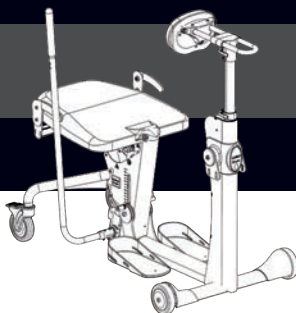
Options

6'-6'10"
(183-208cm)



350 lbs
(159 kg)

The EasyStand Evolv base model includes: Two 5" Front Wheels, Two 5" Rear Locking Casters, Manual Hydraulic Actuator with Handle, Planar Seat, Mult-Adjustable Foot Plates, No-Tray Chest Pad, Transfer Handles and Black Upholstery (back not included).



PNG50500 Easy-Adjust Seat Depth

Roller bearing seat depth that allows for smoother seat depth adjustment. Not available off unit. Great for multi-user facilities.



PNG50322 Mobile

Self propel the stander. Features flip-away knee pad and push rims, drive wheel locks and enclosed chain drive mechanism. Not available with or shadow trays.



PNG50346 Front Swivel Casters

Locking casters allow for easier steering and movement of stander. Replaces front wheels. Extends footprint to 29.5"x 38" (75x97cm). Not available with mobile option.



PNG50321 Pow'r Up Lift

Brings the user to the standing position with the touch of a button. Includes light touch controller, rechargeable battery and charger, Linak® actuator and an emergency release.



PNG50328 Adjustable/Removable Actuator Handle

Removable actuator handle adjusts the distance of reach to actuator handle to meet user's needs. Not available with pow'r up lift.



PNG50044 Quad Grip Handle Extension

Attaches to the actuator handle for users with limited dexterity. Adjusts for various hand sizes. Not available with pow'r up lift.



PNG50070 T-Style Handle Extension

Attaches to the actuator handle for users with limited range of motion. Makes the first few pumps easier and descending more accessible. Adds additional 7" (18cm) in each direction. Not available with pow'r up lift.



PNG50515 Black Molded Adjustable Shadow Tray

New Height/Depth adjustable shadow tray covers the entire height range of the previously available 7", 10" and 12" shadow trays. Height range is 7-12" (17-30cm) from the seat. Depth range is 4"-20" (10-20cm) measured from the back to the front pad. Tray size is 21"Lx24"W (53x61cm). Not available with mobile.



PNG50517 Clear Adjustable Shadow Tray

Acrylic, replaces black molded tray. New Height/Depth adjustable shadow tray covers the entire height range of the previously available 7", 10" and 12" shadow trays. Height range is 6"-11" (15-27cm) from the seat. Depth range is 4"-20" (10-20cm) measured from the back to the front pad. Tray size is 21"Lx24"W (53x61cm). Not available with mobile.



PNG50247-1 Black Molded Tray

Black molded tray provides anterior support and work surface. Adjustable in height and depth. Tray size is 21"Lx24"W (53x61cm).



PNG50248-1 Clear Tray Top

Acrylic, replaces standard black molded tray. Traysize is 21"Lx24"W (53x61cm). Not available with mobile.



PNG50194-1 Oversized Clear Tray

Large acrylic tray allows more room for reading and functional activities. Tray size is 22"Lx29"W (56x74cm). Not available with shadow tray or mobile.



PNG50368-1 Black Molded Angle Adjustable Tray

Adjusts from 0-35° to provide forearm support and angle activities closer to the user. Tray size is 21"Lx24"W (53x61cm). Not available with shadow tray or mobile.



PNG50366-1 Clear Angle Adjustable Tray

Adjusts from 0-35° to provide forearm support and angle activities closer to the user. Tray size is 21"Lx24"W (53x61cm). Not available with shadow tray or mobile.



PNG50372-1 Clear Tray for Mobile

Provides forearm support. Clear tray size is 19"Lx18"W (56x48cm).



PNG50327-1 Clear Angle Adjustable Tray for Mobile

Adjusts from 0-35° to provide forearm support and angle activities closer to the user. Tray size is 19"Lx18"W (56x48cm).



PNG50042 Hand Grips

Provides additional arm and hand support and alignment. Easily movable for precise arm positioning. Attaches with suction cups. A clear acrylic tray is required.



PNG30000 Large Contoured Chest Pad

Attaches to tray or no-tray bracket to provide anterior support. Replaces standard chest pad. Oval pad is 9.5"Hx15"W (24x38cm).



PNG30295 Padded Tray Cover

A removable padded tray cover with drawstring that attaches to the black molded, clear, angle adjustable, or shadow tray. Not available for mobile tray or oversized tray.



PNG50460-1 1-Piece Knee Pad

Width range from center to center is 9" (24cm). Knee pad depth range from front of seat is 2"-7" (3-19cm).



PNG50384-1 Independent Knee Pads

Width range from center to center is 9"-13.5" (24-34cm). Knee pad depth range from front of seat is 1"-7.5" (3-19cm). Knee pad height range is +5" to -5.25" (+13 to -13cm) from seat pivot. Not available with mobile.

**PNG50385-1 Independent Roho® Knee Pads**

Width range from center to center is 9"-13.5" (24-34cm). Depth range from front of seat is 1"-7.5" (3-19cm). Height range is +5" to -5.5" (+13 to -14cm) from seat pivot. Not available with mobile.

**PNG30030 Foot Straps-15"
PNG50505 Foot Straps-21"**

Velcro® and D-ring adjustment hold feet in alignment with two attachment slots for proper foot positioning. Straps measured in length over top of foot, with approximately 1.5" (4cm) of Velcro® overlap.

**PNG30031 Secure Foot Straps-15"
PNG50506 Secure Foot Straps-21"**

Velcro® and D-ring adjustment hold feet in alignment with two attachment slots for proper foot positioning. Straps measured in length over top of foot, with approximately 1.5" (4cm) of Velcro® overlap.

**PNG30270 Transfer Seat**

Provides larger surface for lateral transfers. 23"W at widest area x 21.5"L (58x55cm). May replace the need for a transfer board.

**PNG50318 Rotating Seat**

Rotating disk is embedded in the seat to reduce shear while swinging the user's legs into place. It rotates 90° to the left or right and locks in place.

**PNG30023 Seat w/Roho® Insert**

Maximizes pressure relief using the benefits of Roho® Dry Floatation® technology. Insert is 7"x12" (18x30cm). Replaces standard seat.

**PNG50161 Hip Supports-10"-15"W
PNG50198 Hip Supports-12"-17"W
PNG50518 Hip Supports-17"-23"W**

Supports the hips in symmetrical alignment from sitting to standing. Width range is 10"-15" (25-38cm), 12"-17" (30-43cm) and 17"-23" (43-58cm). Pad size is 4"x6" (10x16cm). Limited adjustment with shadow tray.

**PNG50066 Flat Back 15"H
PNG50171 Removable Flat Back 15"H**

Top of back is 15" (38cm) from seat. Removable back releases with two knobs and provides rear access for patient lift transfers.

**PNG50067 Flat Back 19"H
PNG50173 Removable Flat Back 19"H**

Top of back is 19" (48cm) from seat. Removable back releases with two knobs and provides rear access for patient lift transfers.

**PNG50062 Contoured Back 15"H
PNG50172 Removable Contoured Back 15"H**

Top of back is 15" (38cm) from seat. Removable back detaches with two knobs and provides rear access for patient lift transfers.

**PNG50068 Contoured Back 19"H
PNG50174 Removable Contoured Back 19"H**

Top of back is 19" (48cm) from seat. Removable back detaches with two knobs and provides rear access for patient lift transfers.

**PNG30029 Velcro® Positioning Belt-26"
PNG30306 Velcro® Positioning Belt-38"**

2" (5cm) wide positioning belt has a D-ring Velcro® closure, provides hip stability for user. Fits hip circumference of 26"-55" (66-140cm) and 38"-67" (97-170cm). Back required.

**PNG30028 Positioning Belt w/Airline Style Buckle**

2" (5cm) wide positioning belt provides hip stability with the security of an airline style buckle. Fits hip circumference of 26"-55" (66-140cm). Back required.

**PNG50192 Chest Strap-30"-46" Range
PNG50193 Chest Strap-34"-54" Range
PNG50504 Chest Strap-46"-66" Range**

Velcro® and D-ring adjustment. 30"-46" (76x117cm) chest strap pad is 5"Wx19"L (13x48cm). 34"-54" (86x137cm) and 46"-66" (117-168cm) chest strap pad is 5"Wx24"L (13x61cm). Fits users with chest measurement ranging from 30"-46" (76-117cm), 34"-54" (86-137cm) and 46"-66" (117-168cm). Back required.

**P600002 Back Angle Adjustment Wheel**

Provides quick adjustment of the back angle for multi-user environments. Replaces standard 5 point knob. Back required.

**PNG50034 Accessories Mounting Bracket**

Required for attaching the chest vest, lateral supports, high mount chest vest bracket, head supports and push handles. Back required.

**PNG30170 X-Style Chest Vest-11"Lx9.5"W
PNG30056 X-Style Chest Vest-12.5"Lx10"W**

Neoprene® with camlock adjustment provides anterior trunk support. Size is 11"Lx9.5"W (28x24cm) and 12.5"Lx10"W (32x26cm). Back and accessories mounting bracket required.

**PNG30171 Y-Style Chest Vest-17.5"Lx11.5"W
PNG30021 Y-Style Chest Vest-20.5"Lx12.5"W**

Neoprene® with camlock adjustment provides anterior trunk support. Size is 17.5"Lx11.5"W (44x29cm) and 20.5"Lx12.5"W (52x32cm). Back and accessories mounting bracket required.

**PNG30318 Non-Stretch X-Style Chest Vest-11"Lx9.5"W
PNG30322 Non-Stretch X-Style Chest Vest-14.5"Lx10.5"W**

Non-Stretch material with breathable mesh back, quick-release buckle adjustment provides anterior trunk support. Size is 11"Lx9.5"W (28x24cm) and 14.5"Lx10.5"W (36x26cm). Back and accessories mounting bracket required.

**PNG30320 Non-Stretch Y-Style Chest Vest-17.5"Lx11.5"W
PNG30324 Non-Stretch Y-Style Chest Vest-20.5"Lx12.5"W**

Non-Stretch material with breathable mesh back, quick-release buckle adjustment provides anterior trunk support. Size is 17.5"Lx11.5"W (44x29cm) and 20.5"Lx12.5"W (52x31cm). Back and accessories mounting bracket required.

**PNG11212 High Mount Chest Vest Bracket**

Moves mounting points for chest vest higher to secure shoulders in position. Chest vest not included. Back and accessories mounting bracket required.

**PNG50535 Lateral Supports with Flat Pads 8"-16.5"W
PNG50536 Lateral Supports with Flat Pads 11"-19.5"W**

Multiple adjustments, removable for transferring. Depth range is 3" (8cm). Width range is 8"-16.5" (20-41cm) and 11"-19.5" (27-49cm). Pad size is 4"Hx6.25"W (10x16cm). Back and accessories mounting bracket required.

**PNG50224 Lateral Supports w/Curved Pads 8"-16.5"W
PNG50176 Lateral Supports w/Curved Pads 11"-19.5"W**

Multiple adjustments, removable for transferring. Depth range is 3" (8cm). Width range is 8"-16.5" (20-41cm) and 11"-19.5" (27-49cm). Pad size is 4"x6" (10x15cm). Back and accessories mounting bracket required.

**PNG50240 Head Support-Short
PNG50037 Head Support-Tall**

Height range from seat with a 15" back for PNG50240 is 21"-30" (53-76cm) and PNG50037 is 23"-32" (58-81cm). With a 19" tall back the PNG50240 is 23"-32" (58-81cm) and PNG50037 is 25"-34" (64-86cm). Back and accessories mounting bracket required.

**P80246 Angle Locator**

Helps therapists monitor standing progress. Attaches under seat magnetically.

**PNG50040 Push Handles**

Makes pushing the stander easier for the caregiver. Back and accessories mounting bracket required.

**P80809 Tool Pouch**

Holds the assembly tools provided with the stander. Attaches to unit with Velcro® straps. Tools not included.

Check out all the **AltimateMedical** brands.

ActiveAid

Zing

JUSTIFY IT

— LMNs made easy —



Swing-Away Front w/Shadow Tray

EasyStand

Altimate Medical, Inc.

262 West First Street
Morton, MN 56270 USA

Tel: 800.342.8968 • 507.697.6393

Fax: 877.342.8968 • 507.697.6900

info@easystand.com • easystand.com

Standing technology should only be used under the guidance of a physician with recommendations for standing program protocol and any medical precautions. Standing programs should be monitored by the attending therapist. AMI maintains a policy of continual product improvement and reserves the right to change features, specifications, and prices without prior notification. Check with AMI for latest information.

FORM EVOLVCAT 091020 REV B Copyright © 2020 Altimate Medical, Inc. All rights reserved. Printed in the USA.