

# LOCAL ECLECTIC

## LOCKET PHOTO TEMPLATES

### NOTE

- Before printing this locket photo template, make sure that page scaling is set to 100% in your printer settings area.

**STEP 1** Find the template that goes with your locket below

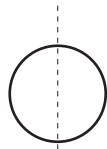
**STEP 2** Fold the paper down the dotted line (this ensures symmetry), cut around the shape

**STEP 3** Print your photo, scale it if necessary to fit your locket template

**STEP 4** Trace your cutout shape over your photo with a pencil, and cut out your photo

**STEP 5** Secure your photo into locket with either a small amount of glue or double-sided tape

## SPRING 2019 LOCKETS



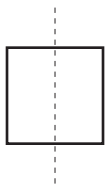
LA KAISER  
A DREAMER'S CRESCENT  
MOON & STAR LOCKET



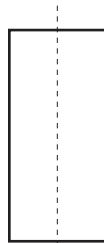
AMARILO  
HEART  
LOCKET



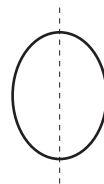
LA KAISER  
MINI HEART  
LOCKET



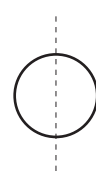
MELANIE AULD  
ASPEN LOCKET  
WITH MOONSTONE



MELANIE AULD  
ACACIA LOCKET  
WITH MOONSTONE



LEAH ALEXANDRA  
STAR AND MOON  
LOCKET NECKLACE



LAURA LOMBARDI  
ROSEMARY  
LOCKET NECKLACE

