

# REMOTE DOG TRAINER

## Training Collar


1

Remove any collars and tags before fitting the **Furwear Remote Dog Trainer** to your dog. Make sure you can pass two fingers between the collar and their neck at all points. Adjust as necessary.

2

Once the collar is attached, wait for at least 10 minutes before activating to prevent your dog from getting “Collar Smart”.

To activate the collar, switch the ON/OFF button to on, the collar will beep and flash red.



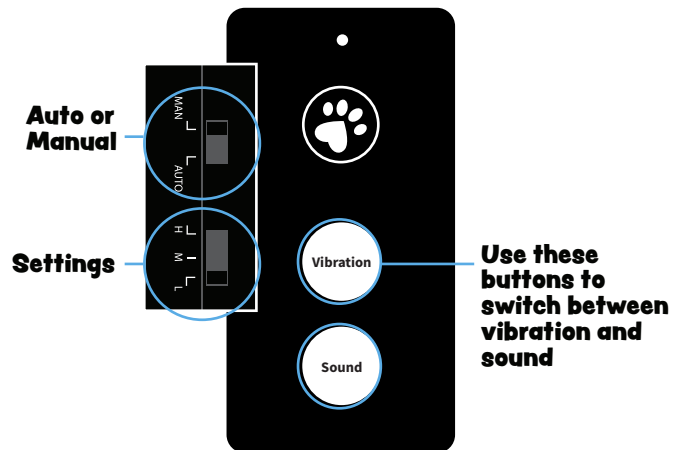
3

When removing the collar, wait another 10 minutes after deactivating before removing the collar. To deactivate, flick the switch to off. Only use your **Furwear Remote Dog Trainer** for a maximum of 8-9 hours per day.

### How To Use Your Remote Dog Trainer:

Your **Furwear Remote Dog Trainer** has two options for training: vibration and sound. These can be used manually or automatically by using the switch on the side of your remote. Next to this, you will find the switch to adjust the sensitivity of the collar. A low setting will produce vibration or sound for 2 seconds, medium for 4 seconds and high for 6 seconds when in auto mode.

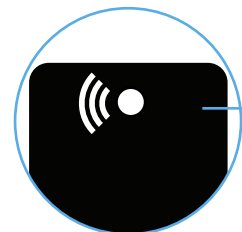
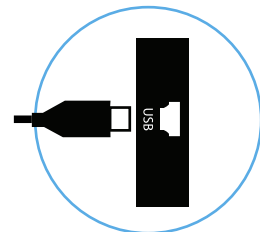
When in manual mode, you can control the length that the sound or vibration is emitted. To do this, press the vibration or sound button for the length of time that you wish for the training mode to last.



### Charging Your Remote Dog Trainer:

Simply connect a USB cable to the collar or remote and then connect it to a power source like a charging port or computer. The collar and remote will flash red when charging and will change to green when fully charged.

Training your dog does not have to be a stressful or overwhelming job. We recommend working with your pet to find the best training method for you both. To successfully train your pet, we recommend using the collar in combination with other training methods, and to monitor and encourage good behavior through praise and treats when your dog has positively reacted to the collar and ceased barking. By praising and rewarding positive behavior, you will see results much sooner and speed up the training process.



**Fully charged**