

LiveEye 1-4 Cam Live Streaming 4G/WIFI Dash Cam System - View 1 to 4 Cams from Anywhere in the World

Quick Start Guide



DESCRIPTION

- | | | |
|------------------------|-----------------------------|---|
| ① Screen Power Button | ⑤ 4-CH Video Camera Showing | ⑨ Micro SD Card Slot |
| ② Installation Bracket | ⑥ SIM Card & SD Card Lock | ⑩ Tale Cable: 4-CH Video Input, Power cable, Channels trigger cable etc |
| ③ Touch Screen Monitor | ⑦ USB Port | |
| ④ DVR Menu | ⑧ SIM Card Slot | |

Power Button Functions:

Press one time: Monitor will turn off - system is still recording and time will be displayed.

Press twice: Monitor will turn off - system is still recording and time will not be displayed.

Press three times: Screen powers back on to see main menu/cameras.

How to Shut Down Monitor: Must disconnect power wire harness from direct power source.

If device detects low voltage, the device will automatically power down.

Device Icons: Connected to Internal hot spot / 4G Signal / GPS Signal / WIFI Signal / Bluetooth



IP Web Server for remote desktop/laptop viewing: Copy and paste IP Server link to your browser.

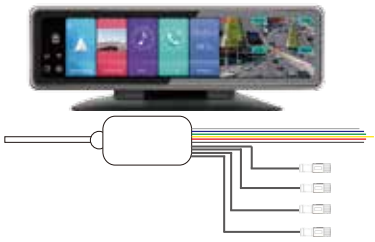
76.184.134.40:8080/808gps/login.html?

Enter username / Password that was included in package

Mobile App IOS / Android viewing: Download "CarAssist" App



1



Monitor with DC power wire harness, and 4 camera cable connectors

2



Horizontal Installation Bracket x1PCS

3



Vertical Installation Bracket x 1PCS

4



GPS Antena x1PCS

5



Micro SD card and sim card door lock x1PCS

6



Sim Card Release Tool

7




Micro SD card and sim card door lock release Screw Driver x 1PCS

Power Wire Connections

The only way to fully power off device is to disconnect the power wire harness from the main power source.

Option 1

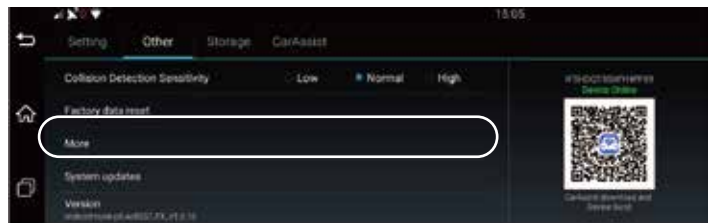


Recommended Option

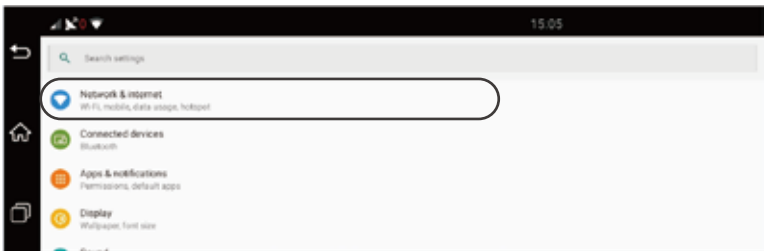


How to change/enter APN based on the mobile 4G service sim card that is inserted in device.

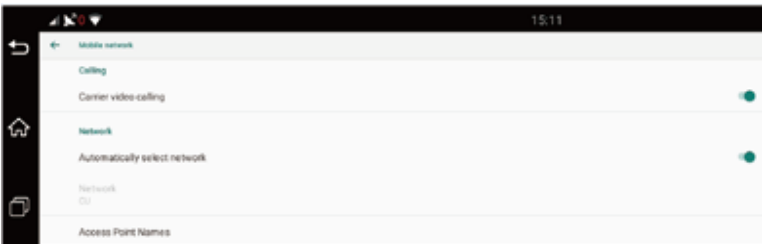
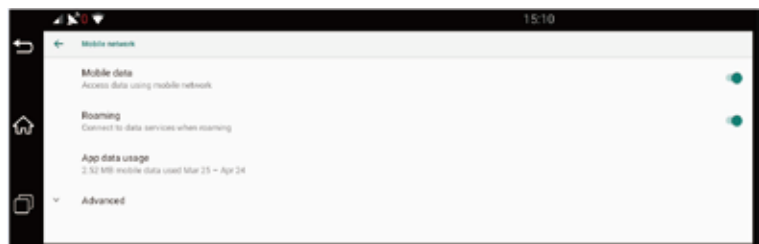
STEP-01: Click Open "Settings"=>Other=>More



STEP-02: Click "Network & Internet"=>Mobile Network



STEP-03: Click "Advance"=>Click "Access Point Names"=> Eddit APN of your 4G SIM Card=>Done



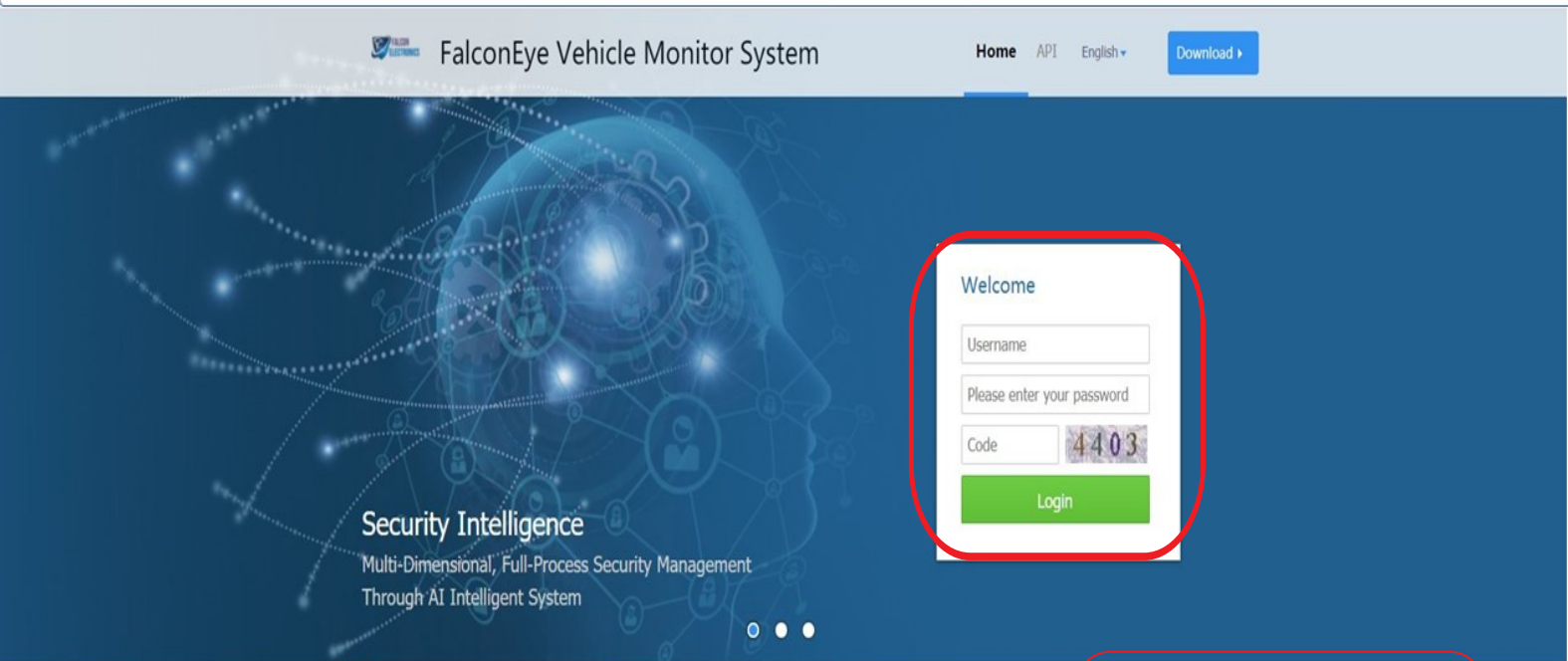
APN GUIDE:

T-Mobile: fast.t-mobile.com

ATT: broadband

Verizon: vzwinternet

Copy and paste IP Server link to your browser. 76.184.134.40:8080/808gps/login.html?



Windows Version
Download Version:7.24.0.1 Update:20201030

IOS Version
Download Version:1.3.2 Update:20201028

Android Version
Download Version:6.0.0.4 Update:20201028

Username: Labeled on your black box
Password default is:000000

Playback
Download Version:7.24.0.1 Update:20201029

MapInfo Plug-in
Download Version:5.0 Update:20140815