

# 1080P 4-8 CH MDVR QUICK USER GUIDE


- 1.Specifications                      2.Accessories                      3.Power Connection  
 4.MDVR Installation Guide 5.Control Bar Introduction 6.Playback Introduction  
 7.AVI Back UP Introduction 8.Motion Detection                      9.DST Time Setup 10.Record Setup

## Specification


Items	Parameter	Performance
System	Chipset	Hi3520DV300
	System	Linux
	Language	Chinese/English/Russia etc
	Interface	Visual GUI,Support Mouse
	Account Management	Admin/Sub-User management
Record	Video Standard	PAL/NTSC
	Video options	4-CH AHD Input
	Resolution	1080N/720P
	Video options	1-CH CVBS + 1-CH VGA connection
	Image Quality	0-7 levels adjustable (0 is the best)
	Recording Mode	Boot up/Manual/Schedule/Alarm Record
	Motion detection	Support
Audio	Audio Input	4-CH Audio input
	Audio recording	Audio & Video synchronized recording
	Audio Compression	G.726
	Audio Output	1-CH Audio Output
Playback	Mode	Playback by Time/File/Channel/Event
	Playback Channel	4-CH Local Playback
Interface	USB Port	1-CH USB 2.0 For Mouse or Upgrade Extendable 2-CH RS232 & 2-CH RS485
	I/O Alarm Input	4-CH
	I/O Alarm Output	4-CH
Function	GPS	Time stamped
	WIFI Network	Optional
	RJ45 Internet Network	Standard
Others	Pre-Recording	0-15s
	Post-Recording	15s-300s
	G-sensor	Support
	Upgrade Mode	Local Upgrade by USB/SD card
	Storage	2x 256GB SD Card
	Voltage Input	DC8-36V
	Temperature	-20°C - +70°C
	Dimension	188mm*148mm*60mm
Weight	2.35KG	

## POWER CONNECTION

POWER WIRE IN VEHICLE



POWER WIRE IN VEHICLE



## INSTALLATION GUIDE

GPS Led Light


REC Status

ON/OFF Keys



IR Light


Power Light



HDD Candy

HDD Screw

Dual Sd Card



Max 2TB HDD

