
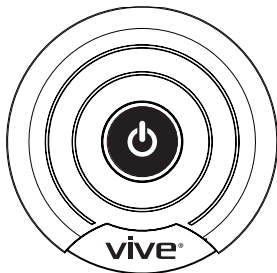



vive®

WIRELESS TENS DEVICE

User Manual

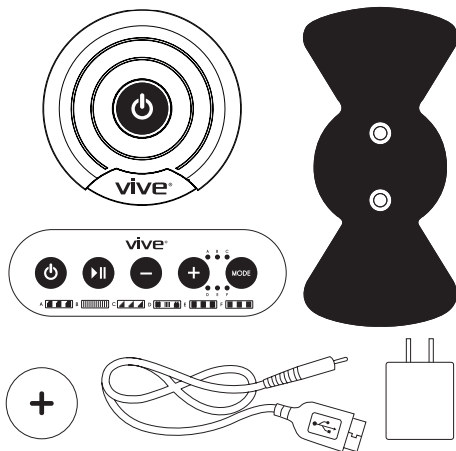
RHB1O38



vivehealth.com

WHAT'S INCLUDED

- 1 Wireless Tens Device
- 1 Remote Control
- 2 Gel Pads
- 1 CR2O32 Lithium Battery
- 1 USB Charger
- 1 User Manual



WARNINGS

- Do not use this device if you have a cardiac pacemaker, implanted defibrillator, or other implanted metallic or electronic device.
- Do not use the device across or through your chest.

- Do not use this device over your neck.
- Do not use the device over, or in proximity to, these skin conditions: abnormal skin that is not intact, untidy, unhealthy, open wounds, rashes, swollen, red, infected, inflamed areas, skin eruptions (e.g., phlebitis, thrombophlebitis, varicose veins), or cancerous lesions.
- The device should be operated, transported and stored at temperatures between 50° F and 104° F (10° C and 40° C), with relative humidity between 30% - 85%.
- Do not use the device when in the bath or shower, sleeping, driving, operating machinery or any activity in which electrical stimulation can put you at risk of injury.
- Using the device around electronic monitoring equipment (e.g., cardiac monitors, ECG alarms) may cause equipment malfunction.
- Do not use the device on children or let children handle the device.
- Do not use this device if you are pregnant, or suspect that you are pregnant, unless under the direction of your physician.
- Do not apply the device across your head.
- Do not disassemble or modify the device.
- Do not use this device if you have suspected or been diagnosed with epilepsy or heart disease, when suffering from a malignant tumor,

or having a high fever.

- Consult your physician before using the device.
- Stop using the device and consult with your physician if you experience adverse reactions from use of this device.





QUICK START GUIDE

Note:

The wireless device is suggested to be charged for more than 3 hours before using the device. DO NOT use the device when charging.

1. Prepare the treatment area by washing and drying the skin thoroughly.
2. Insert a CR2032 battery into the remote control by sliding off the lower back cover. The top of the battery with the lettering should be visible when inserted.
3. Remove gel pads from the package and snap the pads onto the Wireless Tens Device.
4. DO NOT activate stimulation of the device prior to applying the device to your body.
5. Remove the clear protective film from the gel pad. DO NOT discard the protective film as it will be reapplied to the gel pad for storage after use. Be sure not to allow dirt to come in contact with the gel pad as this may interfere with the adhesion properties of the gel pad.
6. Place the gel pad onto your body. (See warnings for areas to avoid) Make sure the gel

pad make good contact with the skin.

7. Press the  button on the Wireless Tens device. The blue light will begin blinking.
8. On the remote control, press the  button. The small "A" LED mode light will turn on. There are 6 modes in the unit. (See an explanation of each mode on the next page.) Press MODE to change the modes.
9. Press the INCREASE INTENSITY (+) button to increase the stimulation to a comfortable level. To decrease the stimulation intensity anytime during treatment, press the DECREASE INTENSITY (-) button. When the user switches the mode, the intensity will automatically go down to the minimum for safety reasons.
10. Treatment will automatically stop after 20 minutes. Treatment can be paused at any time by pressing  or stopped by pressing the power button  on the remote control or Wireless Tens Device. DO NOT remove the device until treatment has stopped.

Note:

Once the cycle is completed the Wireless Tens Device and remote will turn off. If you required an additional cycle first turn on the Wireless Tens Device and then the remote.

11. When you are finished with the device, replace the protective films on the pad for storage.

OPERATING MODES

- A. Oscillating Pulse:** Great for joint pain.
- B. Continuous Rhythmic Pulse:** Works on chronic pain areas.
- C. Rolling Massage Pulse:** For reaching deep seated pain.
- D. Deep Alternating Massage Wave:** Great for large muscles.
- E. Medium Rhythmic Wave:** Relieve muscle cramps.
- F. Light Rhythmic Wave:** For sensitive areas and small muscles.

TECHNICAL SPECIFICATIONS

- Intensity Levels: 20 levels
- Output Current: 40mA
- Power Voltage: 3.7V
- Pulse Frequency: 110Hz
- Pulse Width: 100µs
- Timer Control: 20 minutes
- Control Range: 10 meters
- Remote Control: One (1) CR2032 Lithium battery (Internally Powered)
- Wireless Unit: DC 3.7V lithium battery

ACTIVATE YOUR GUARANTEE



You are protected by Vive Health's industry leading guarantees and customer service:

If you did not purchase through vivehealth.com, please register at vivehealth.com/register to validate your guarantee.

Product Code: RHB1O38

✉ service@vivehealth.com

☎ 1-800-487-3808
Monday - Friday 9am - 5pm EST