
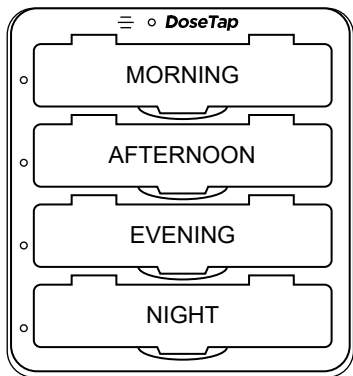


Dose Tap

Smart Pill Box



Quick Start Guide

Know your DoseTap Smart Pill Box

Alarms:

You will hear alarms when its time to take medicines

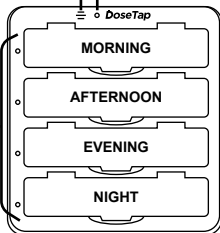
Power Indicator:

Green Light will blink when Pill box is switched on.

Red Light will blink when Pill box is switched off.

White Indicator Lights:

These will light up as per the medicine dosage time

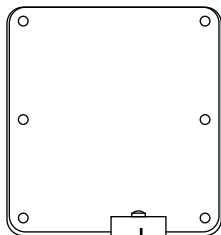
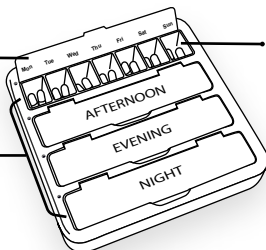


Days of the Week

Dosage Time Columns:

Morning, Afternoon, Evening, Night

Removable Pill Trays

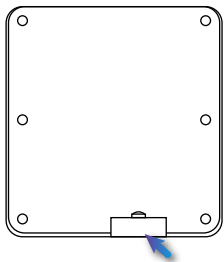


Battery Compartment (Top Edge)



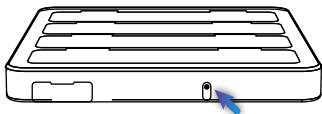
On/Off Switch (Top Edge)

Step 1: Switching On



Please insert 2 AA batteries in the space on the top edge part of the device.

You have been provided with 2 AA batteries with the DoseTap device.




Please press the button till green light flashes

Step 2: Download Dose Tap Mobile app

Search "DoseTap" in Google play store or Apple app store

Scan QR Code

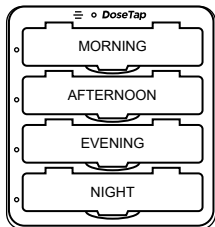


Step 3: Pair Does Tap Smart Pill box



Switch on Bluetooth of your mobile phone

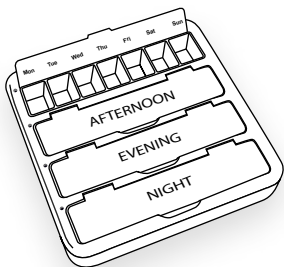
Device will auto- connect to the mobile app



Device icon will turn into green at successful pairing

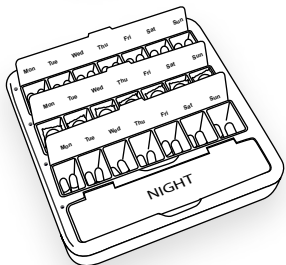


Step 4: Fill Medicines as per Dosage Time





There are 4 compartments as per dosage time (Morning, Afternoon, Evening and Night)

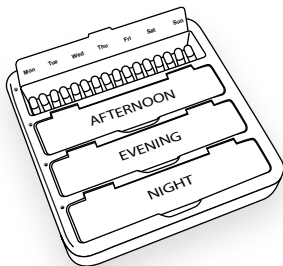
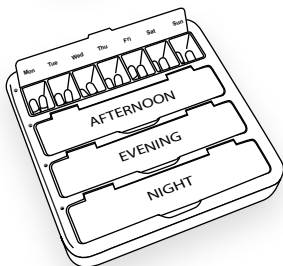
Inside of each dosage time lid is labelled for each day of the week



Please fill medicines as per prescription

An Example

-  Twice a day (Morning and Evening)
-  Once a day (Afternoon)



Medicine trays are removable and you can also keep pill strips as is

Step 5: Taking Medicines



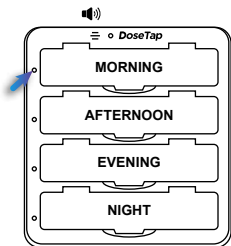
Add your medication schedule in the app as per dosage time



Connect to Device to save alarm schedule

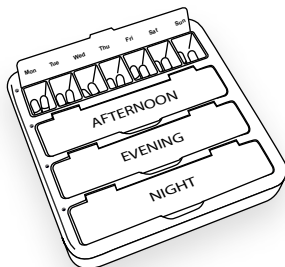
The medicines in the pill box should be kept in the same way as the dosage time details entered in the app

When it's Time to Take Pills



The white indicator light will light up as per the dosage time and alarm will ring every few seconds

Take the medicine as per the dosage time and day and close the lid. White indicator light and alarm will go off automatically.



Using DoseTap Smart Pill box Daily

- Once you have set up medication schedule in the mobile app, you don't have to do anything.
- DoseTap smart pill box will be continuously working on its own - providing you visual and audio reminders when its time to take the medicine and smart sensors tracking your usage patterns.
- If there is any change in your prescription, please update the medication schedule in the mobile app and fill in medicines in the pillbox accordingly.
- For real time dosage intake insights, please keep bluetooth switched on and smart pill box in the connected state to the mobile app. This will also enable your caregiver to receive alerts and remind you if you miss taking your dose.
- You can track your progress and view your reports in DoseTap mobile app.



For help and support
please visit <https://dosityap.com/pages/faqs>
or Contact us at:

☎ +91-74838 39811 ✉ Contact@dosityap.com