

Viking Odyssey 40L Luggage System Installation Guide:



Parts:

- | | | |
|-----|------------------------------------|----|
| i | Odyssey Luggage System 40L Harness | x1 |
| ii | 14L Dry Bag | x2 |
| iii | Tailpack 8L | x1 |
| iv | Heatshield | x1 |

Tip:

- i Read the installation instructions carefully and make sure that all parts under the parts list are included.

Parts Diagram:

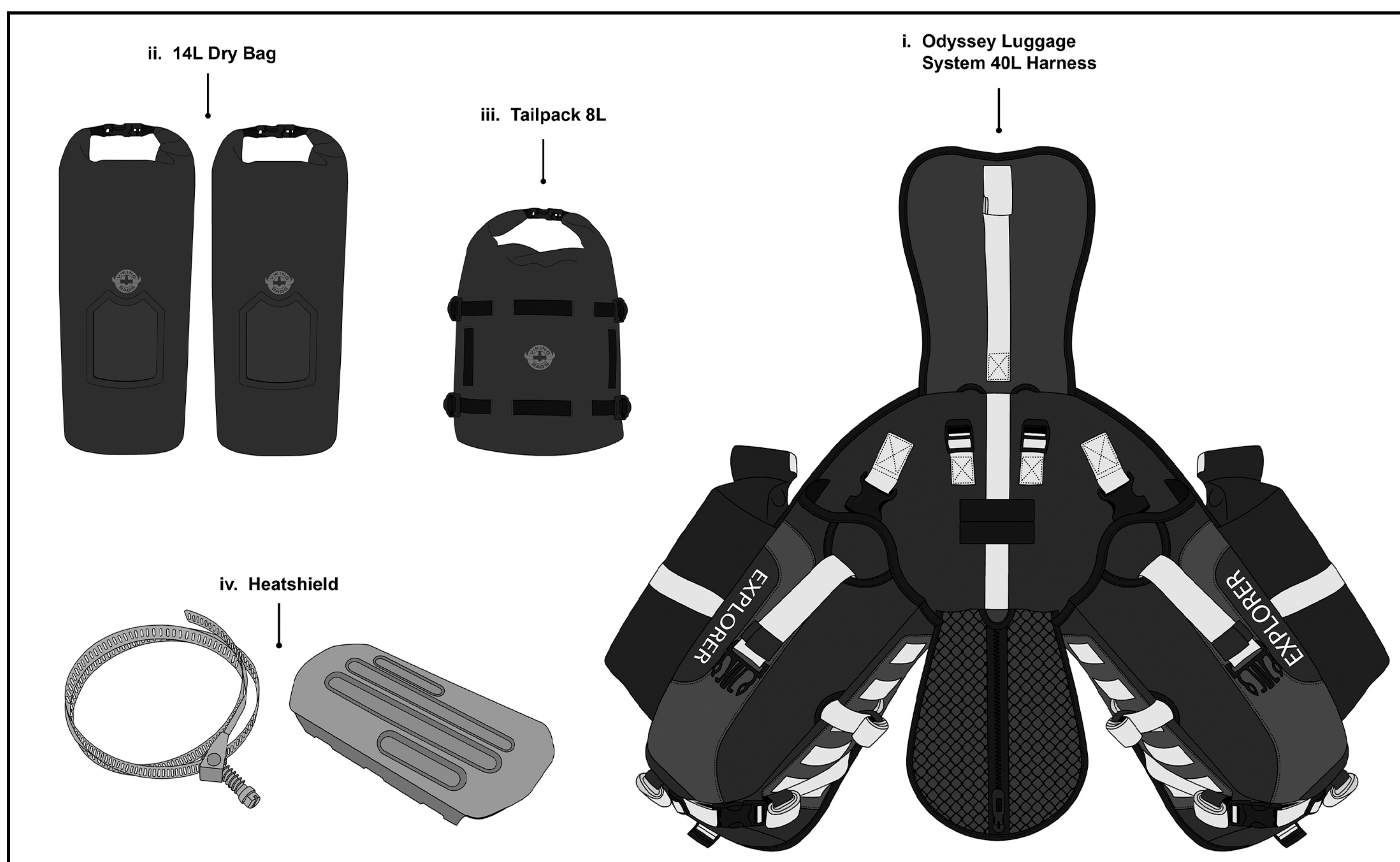


Fig 1. Parts List

Instructions:

Step 1:

Place the luggage system on your motorcycle's rear and find a suitable position.

Step 2:

Once you find a suitable position, strap down the legs around your passenger foot peg or other appropriate motorcycle frames.

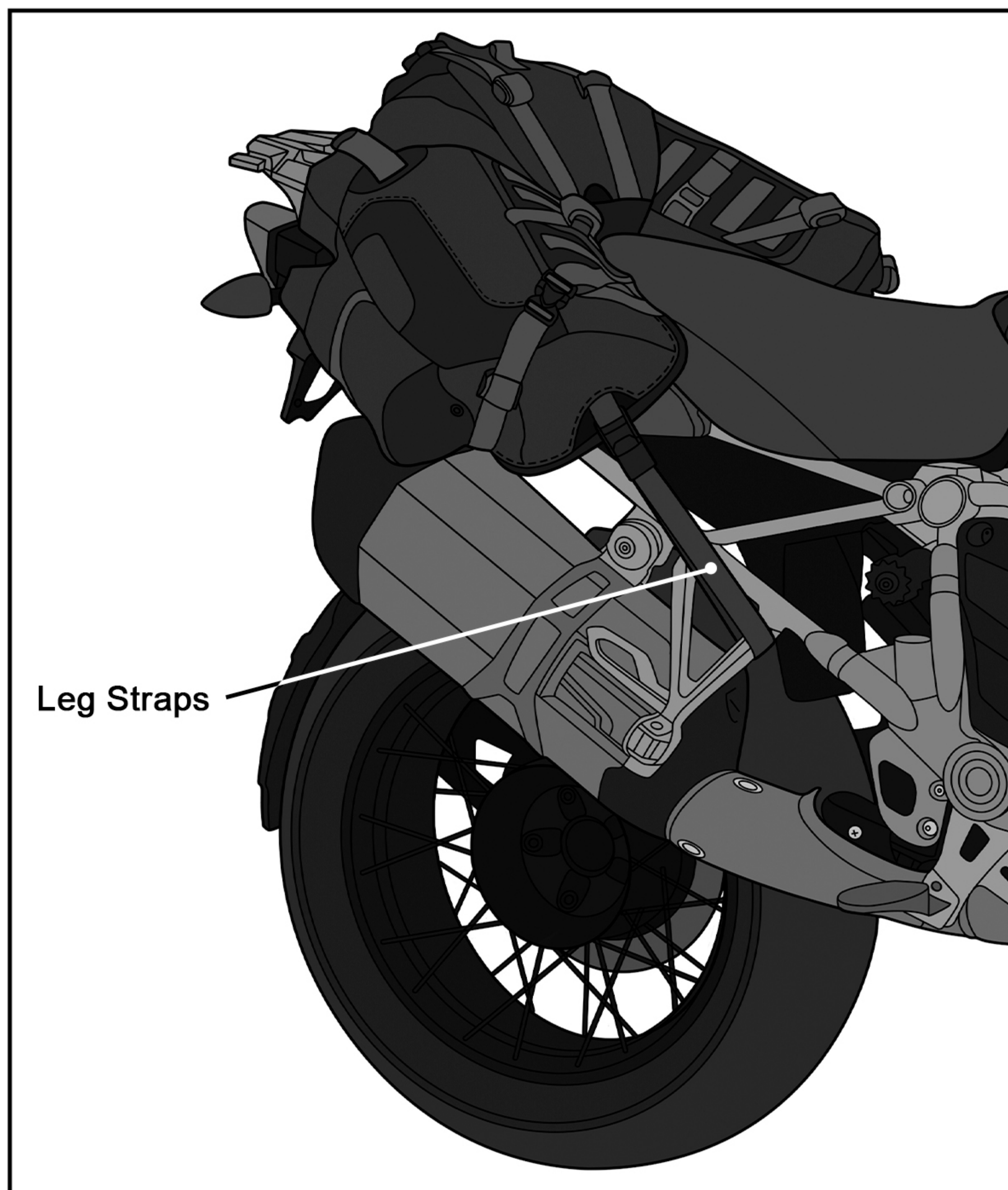


Fig 2. Strapping the bag to the motorcycle frame

Step 3:

Strap the rear straps of the bag to your bike by passing the two rear straps through your luggage rack slots or other rear tubing of the motorcycle. See Fig 3.

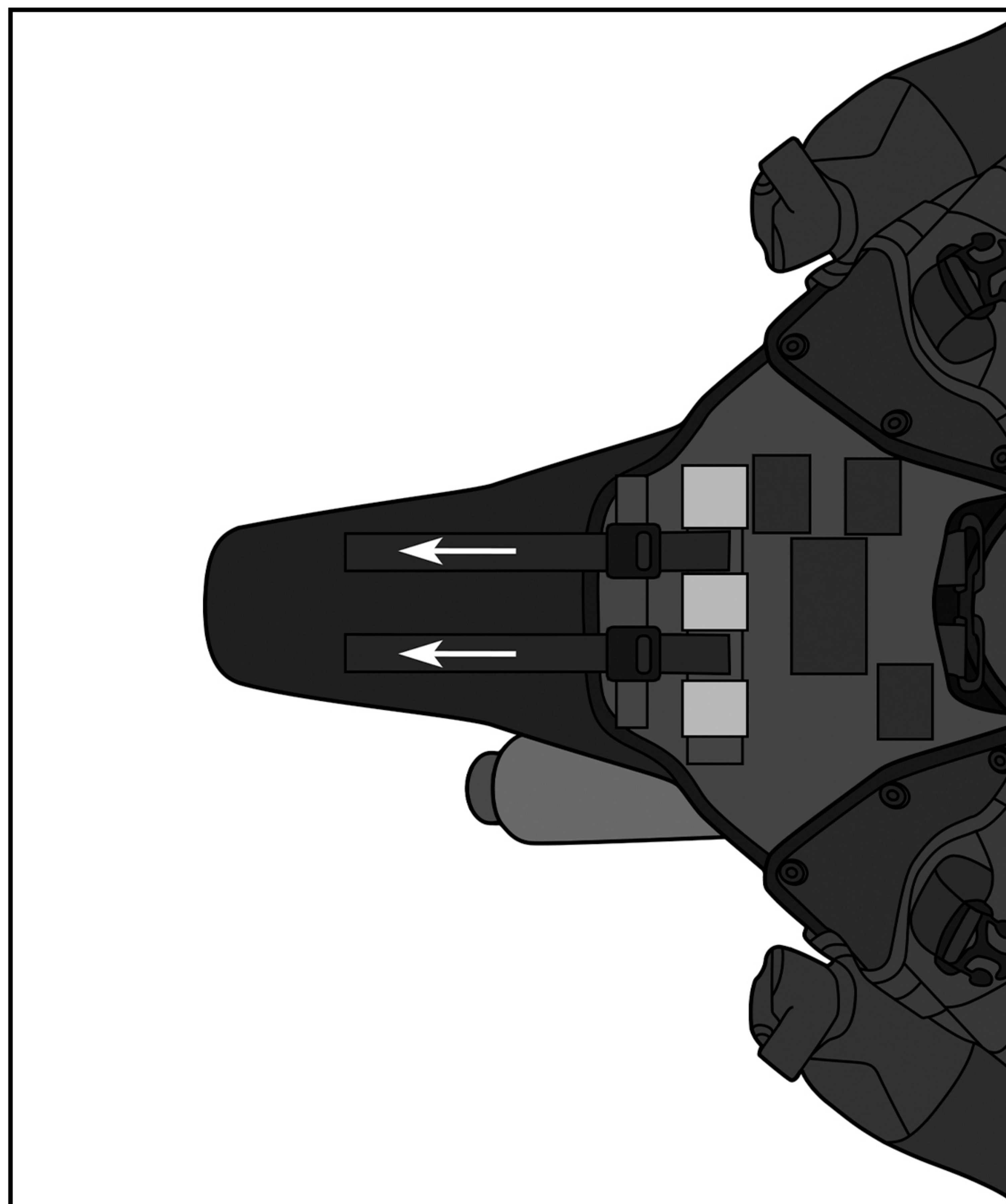


Fig 3. Tying the rear straps to the motorcycle fender or luggage rack

Step 4:

The Odyssey Luggage system is not resistant to heat. Place the heat shield included in the kit on your exhaust in a location that protects the bag. Once fully tightened, cut off any excess hose sticking out.

Congratulations! You have successfully installed the Viking Odyssey Luggage System 40L and are now ready to ride.

Warnings!

- Do not install if any of the mounting hardware is damaged or impaired.
- If you have any questions or concerns about the installation, call Viking Bags or consult your local mechanic.
- Ensure no part of the bag constructs any of the moving parts of the bike.
- Viking Bags is not liable for any damage or malfunctions caused to your motorcycle during the installation process.
- Improper loading can cause vehicle handling problems leading to death or severe injury.
- Periodically check the bolts on your bike for tightness.
- Double exhausts, additional uncovered or exceptionally hot-running exhausts, might require an additional heat shield.
- Check your heatshield placement from time to time, improper installation of the heatshield can lead to damage to your bag.