

Viking Iron Born Short Leather Motorcycle Sissy Bar Pad:



Parts:

- i Sissy Bar Pad x 1
- ii Matte Mounting Bracket x 2 (Pre installed)
- iii Chrome Mounting Bracket x 2

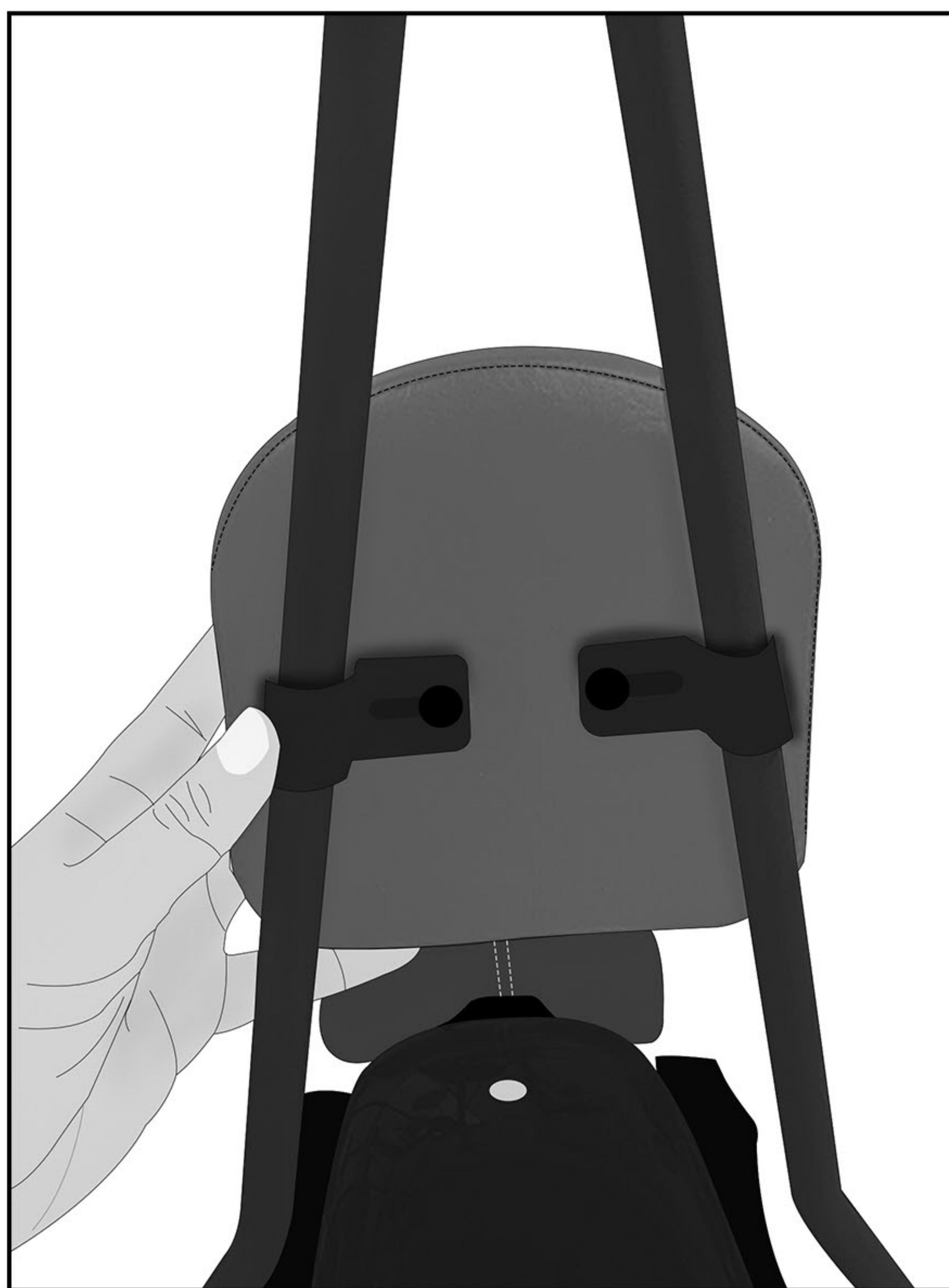
Note:

The Iron Born Sissy Bar Pad comes with pre-installed Matte Mounting brackets to match your Sissy Bar, as well as two extra Chrome Mounting brackets in case you have a chrome sissy bar on your bike.

Instructions:

Step 1


Loosen the bolts in the mounting bracket and place the pad on the sissy bar and find a suitable position to mount.



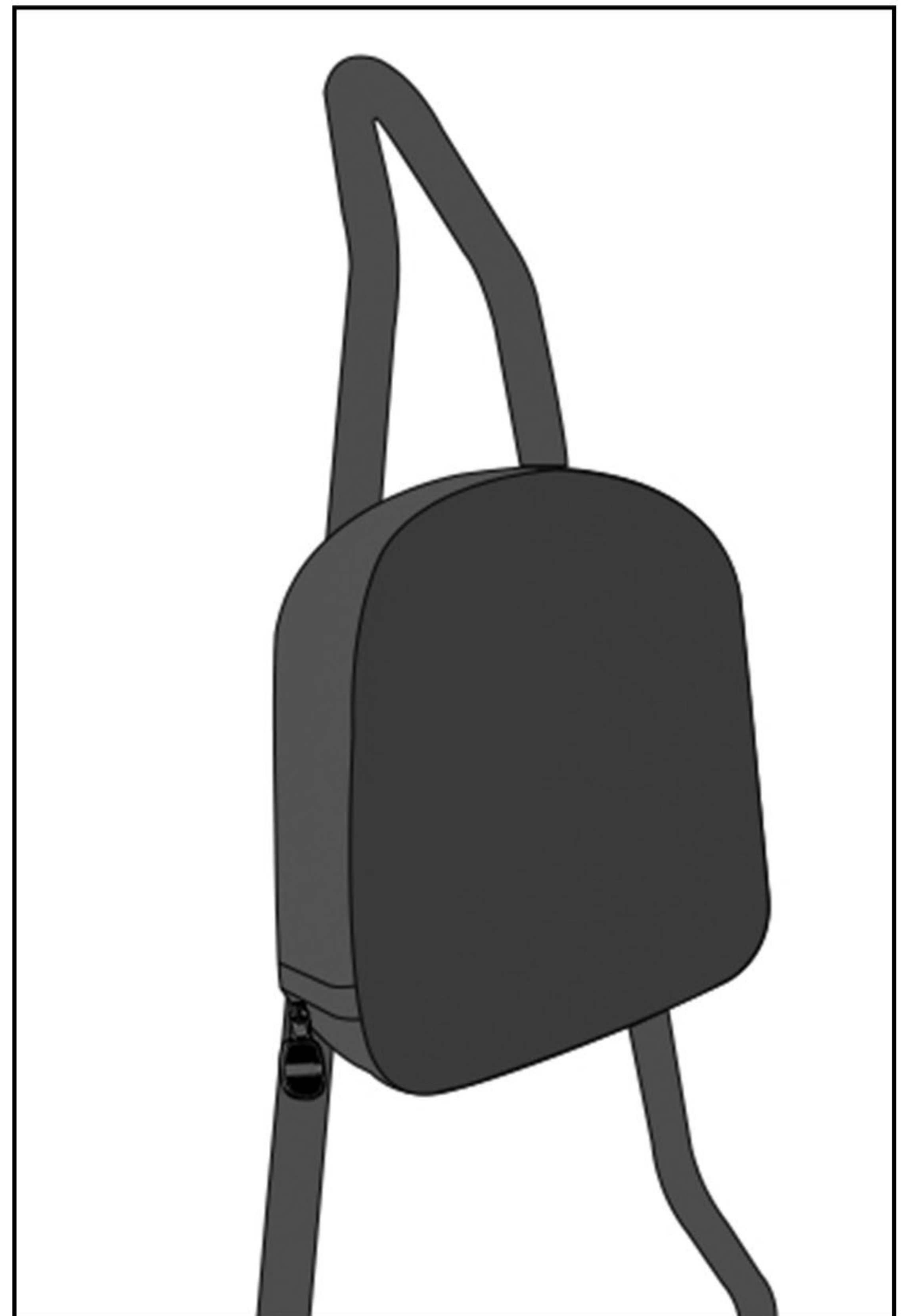
(Fig 1)

Step 2

Once you find a suitable position, tighten the bolts using a 10 mm combination wrench.



(Fig 2)



(Fig 3)

**Congratulations! Your Iron Born Sissy Bar Pad is mounted
and you are ready to ride!**

Warnings !

- Avoid usage of any mounting part that is impaired or is not working properly.
- Sporadically check for shifting of the bolts and verify that no part of the mounting system is interfering with any part of the sissy bar while riding.
- In case you are unsure about your ability to install the sissy bar pads securely, please seek assistance from a qualified mechanic.
- Viking Bags is not responsible for any damage or injury resulting from improper use of the product.