
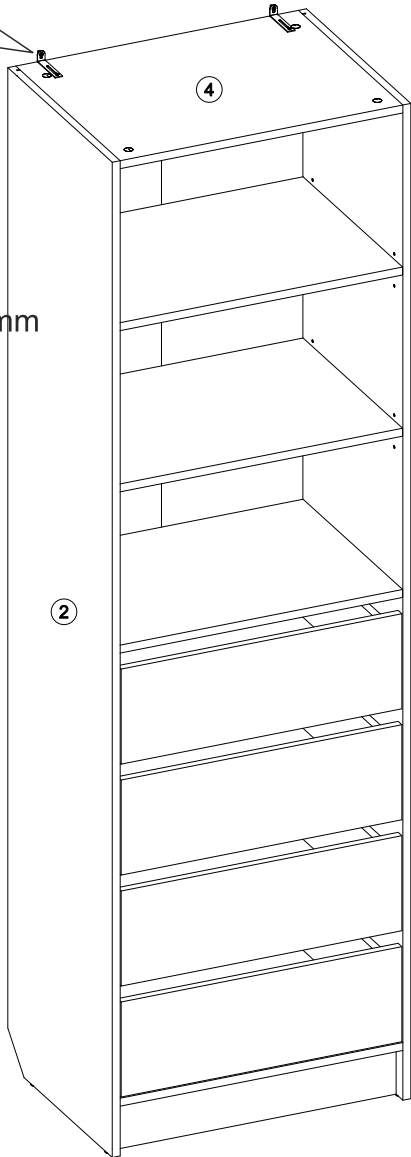
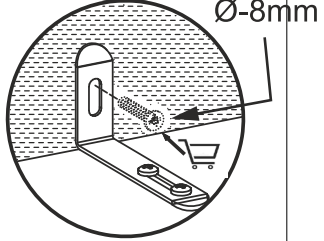

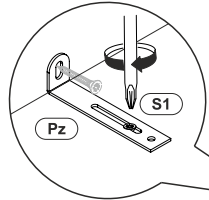
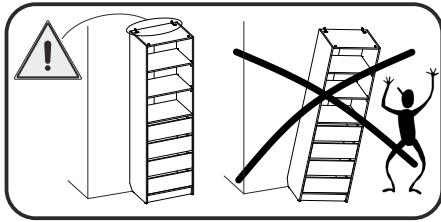


○ 1		x 1	2000 mm	450 mm	16 mm
○ 2		x 1	2000 mm	450 mm	16 mm
○ 3		x 1	568 mm	450 mm	16 mm
○ 4		x 1	568 mm	450 mm	16 mm
○ 5		x 1	568 mm	429 mm	16 mm
○ 6		x 2	568 mm	429 mm	16 mm
○ 7		x 4	191 mm	564 mm	16 mm
○ 8		x 4	511 mm	130 mm	16 mm
○ 9		x 1	568 mm	96 mm	16 mm
○ 10		x 4	400 mm	130 mm	16 mm
○ 11		x 4	400 mm	130 mm	16 mm
○ 12		x 2	100 mm	568 mm	16 mm
○ 13		x 2	1878 mm	289 mm	3 mm
○ 14		x 4	541 mm	405 mm	3 mm

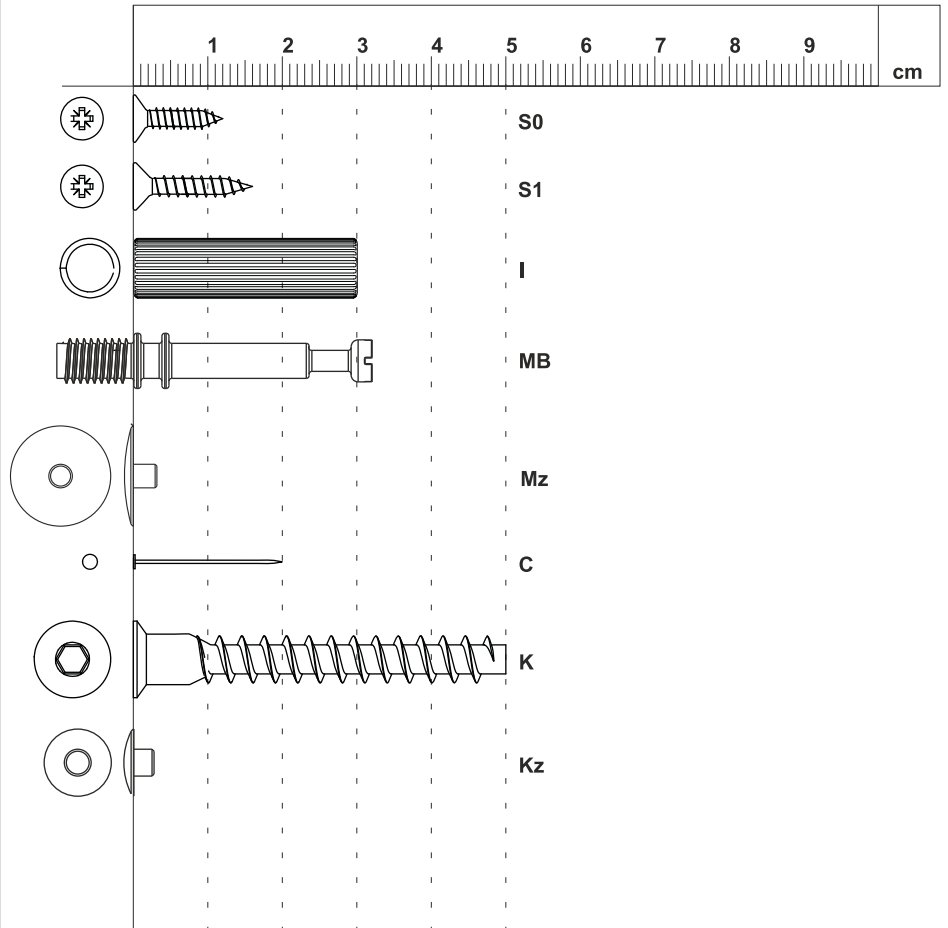


11

Pz x 2 S1 x 4 3.5x16



C x 52 1.6x20	D5 x 4	I x 40 8x30	F x 20	M x 22	MB x 22
Mz x 22	N x 4	O x 8	K x 16 6.4x50	Kz x 16	X x 4 L=400 mm
S0 x 20 3.5x12	S1 x 52 3.5x16	Pz x 2	KK x 1	J x 8	



**THIS PRODUCT SHOULD BE PERMANENTLY ANCHORED TO THE WALL OR OTHER SUITABLE SURFACE TO AVOID SERIOUS INJURY OR DEATH.**

TO HELP AVOID ANY SERIOUS INJURY OR DEATH, THIS PRODUCT INCLUDES AN L BRACKET TO PREVENT TOPPLING. WE STRONGLY RECOMMEND THAT THIS PRODUCT BE PERMANENTLY FIXED TO THE WALL OR OTHER SUITABLE SURFACE. FIXING HARDWARE IS NOT INCLUDED SINCE DIFFERENT SURFACE MATERIALS REQUIRE DIFFERENT ATTACHMENTS. PLEASE SEEK PROFESSIONAL ADVICE IF YOU ARE IN DOUBT WHAT FIXING HARDWARE TO USE. REGULARLY CHECK YOUR FIXING DEVICE.

