

HOW TO RECEIVE YOUR NEW TABLE!

IN 2 EASY STEPS

1 SCAN QR CODE

Scan this QR code w/ your Smart Phone's camera to be directed to our customer receiving application.

YOUR NAME

DON'T SIGN YET! 

SCAN THIS QR CODE WITH YOUR PHONE CAMERA
to properly receive your order, protect against damage and active your warranty!

1. Open your camera app
2. Scan the QR code
3. Complete the receiving documentation
4. Have fun with friends and family!




* Successfully completing the receiving questionnaire activates your warranty. Uniworld Omniport is not responsible for concealed damages without a complete receiving documentation process.


POWERED BY 

2 FILL OUT FORM + UPLOAD PHOTO

Enter # of boxes received, Product condition, comments, and upload a photo of each side of your pallette.




EXAMPLE: Completed Form





Welcome to your virtual inspection process! It is **EXTREMELY IMPORTANT** to complete this step with clear pictures to protect your right to file a damage claim with the shipping company. You also activate your **limited lifetime product warranty** by completing this step!


I understand that I waive all shipping damage and warranty liability if I do not complete this receiving step.

Your Order Information:

Order Id:	S006645	
Customer Name:	Andrew Smith BBO	
# of Boxes Received:	<input type="text" value="6"/>	
Product Condition:	<input type="text" value="No Visible Damage"/>	
Condition Comments:	<input type="text" value="Good"/>	 4/200

Upload Images 

Upload 



Submit

IMPORTANT!

BBO Poker Tables and our carriers will not be held liable for any visible damages not noted on delivery receipt AND our receiving app So please be sure to inspect your product thoroughly before signing!