

Components Check List

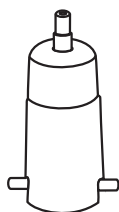
comfort
Soul **TAT
SOUL**

Hydraulic Pro Lite

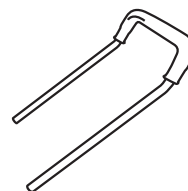
(fc-365)



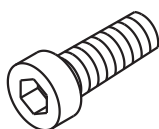
CONTENTS



E(60002).Hydraulic Pump(1)



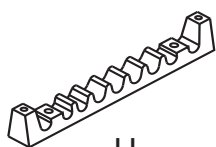
F(60003).Hydraulic Pump Handle(1)



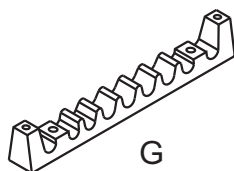
J(60007).Bolts(6)



K(60008).Washers(6)



H



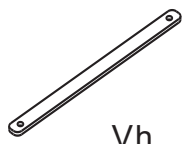
G

H(60005).Leg Teeth(1)

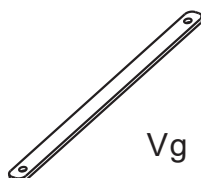
G(60004).Back Teeth(1)



X(60020).Teeth Cover Bolts(4)



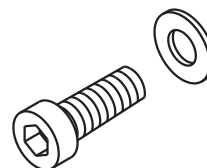
Vh



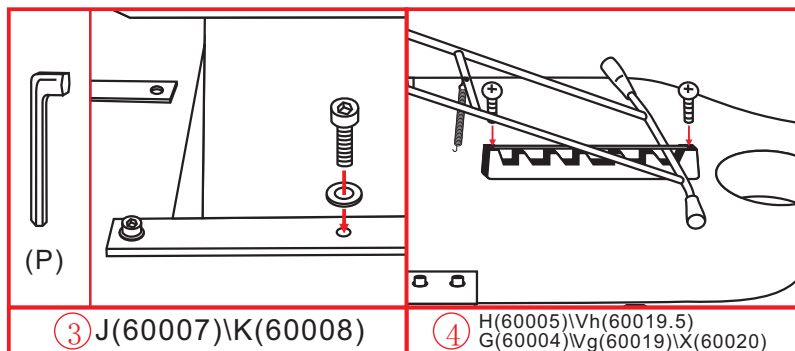
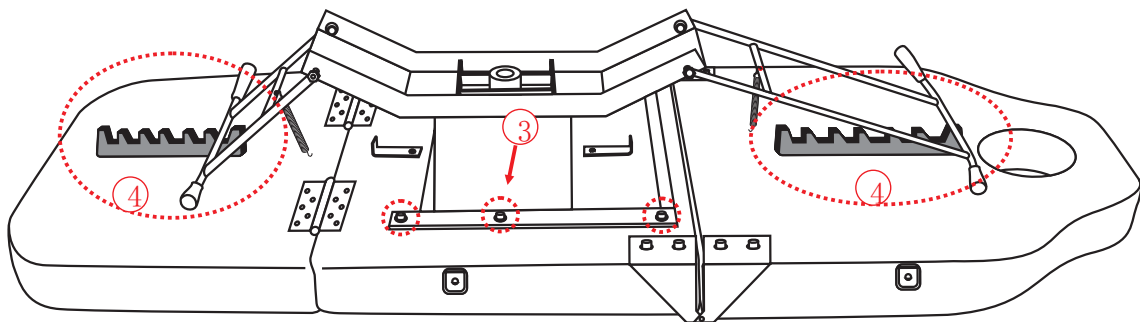
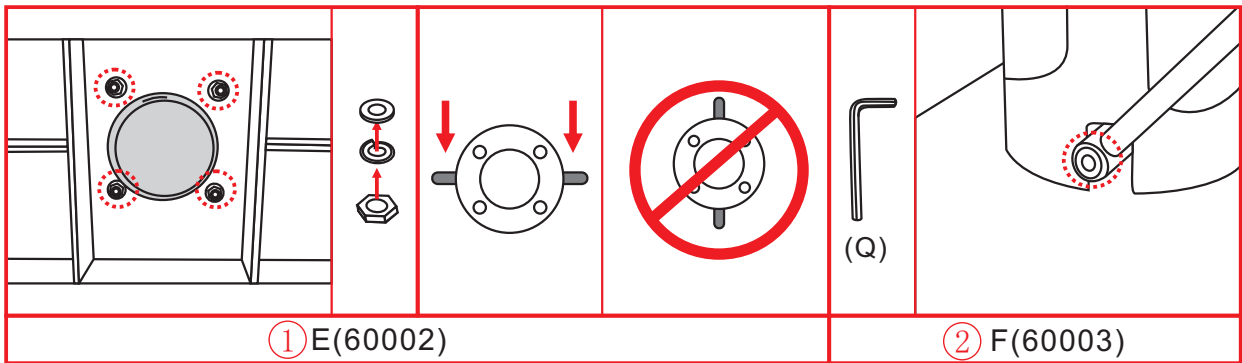
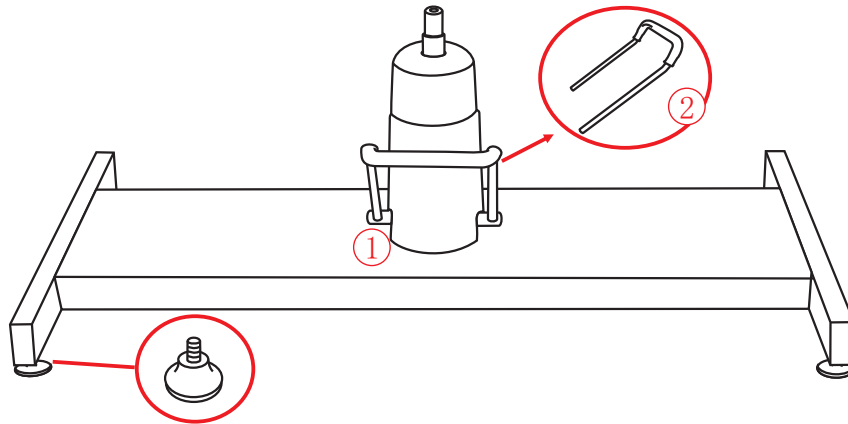
Vg


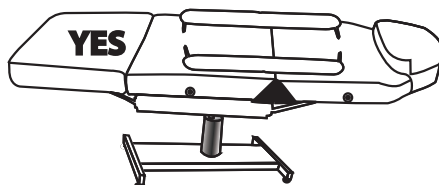
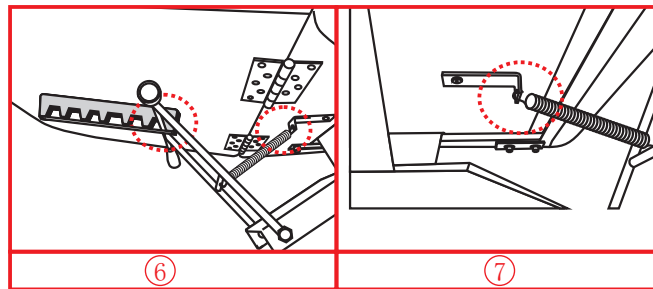
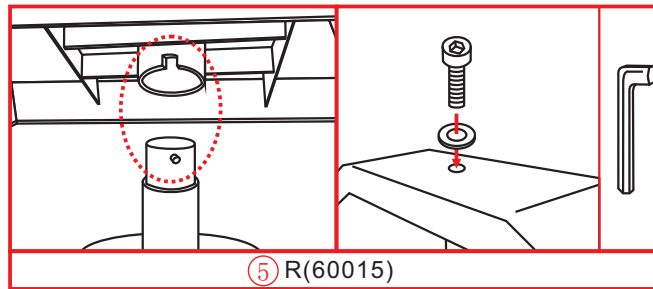
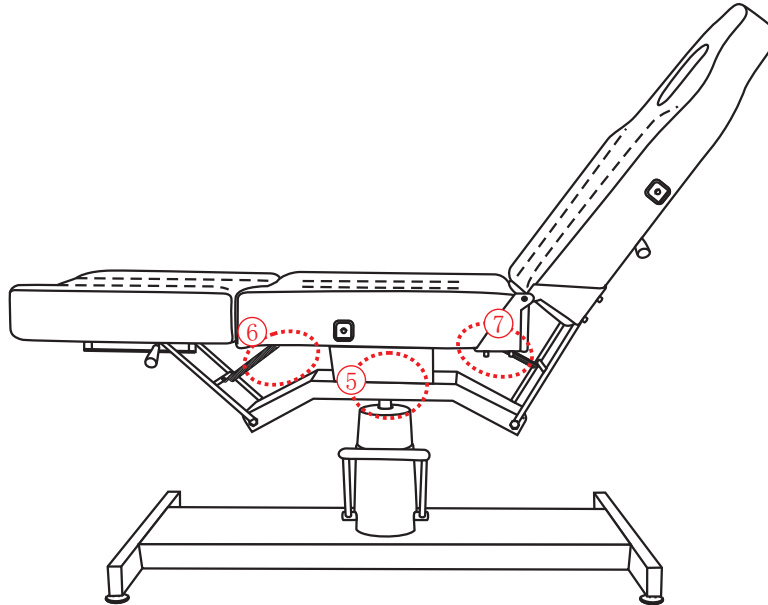
Vg(60019).Teeth Cover Bar(1)

Vh(60019.5).Teeth Cover Bar(1)

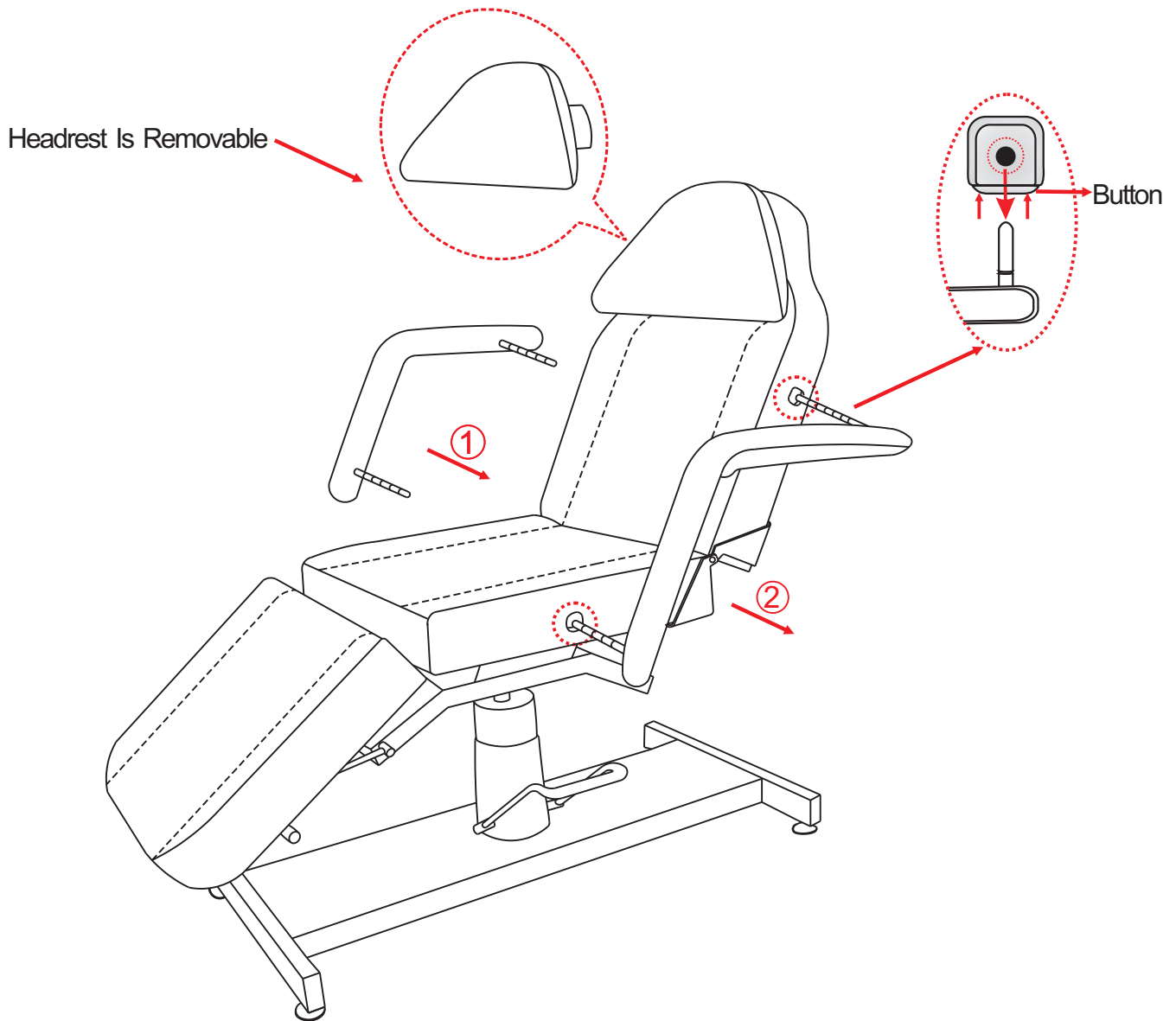


R(60015).Bolt(1)





← When a client is getting on the chair,
ALWAYS have the chair locked and the bed
set in a parallel position to the base as shown.



- ① Both metal poles on each armrest must be inserted simultaneously.
- ② When removing the armrest from the chair body, you must press the button located under the armrest holes before pulling the armrest out.

Warning: Do not try to rip plastic protector from furniture. This action may damage the product. Protective plastic needs to be carefully removed with scissors.

VINYL AFTERCARE



1. Use soft cleaning implements. Only clean your vinyl seats with soft sponges, dish cloths, and soft-bristled brushes. This will ensure your vinyl seats last for many years. Using steel wool, sharp cleaning tools, or similarly abrasive cleaning implements could cause your vinyl seating to tear.

2. Wash your vinyl with soapy water. Mix a small amount of mild dish soap with warm water until the mixture is sudsy. Dip a soft-bristled brush or soft cloth in the water. Scrub the vinyl seats until clean.

3. Do not use abrasive cleaning compounds. Undiluted bleach, for instance, is too caustic to use on vinyl. Over time, cleaning your vinyl seats with bleach will cause them to break down.^[6] Likewise, avoid cleaning compounds containing:^[7]

- concentrated detergents
- silicone oils
- waxes
- petroleum distillates
- dry cleaning fluids
- solvents
- acid-based cleaners