

~~Colección?~~

Modelo?¿?

Material?

Guía producto
BATHROOM

Materials

Materials
Matériaux

poalgi

Descubre las diferencias entre nuestros materiales

Discover the differences between our materials / Découvrez les différences entre nos matériaux

Wraitom[®] resin material



Compacto de resinas, cargas minerales y acabado superficial de gel Coat Sanitario

Compact of resins, mineral filling and Sanitary Gel Coat's surface finish

Résine compacte, charges minérales et finition de surface Gel Coat sanitaire




Antibacterias BactiBlock[®]

BactiBlock[®] antibacterial
Antibactérien BactiBlock[®]



Resistente a agentes químicos

Resistance to chemical agents
Résistance aux agents chimiques



Resistente a altas temperaturas

Resistance to high temperatures

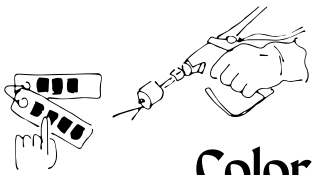
Résistance aux fortes températures



Antideslizante C3 - R11

Non-slip C3 - R11

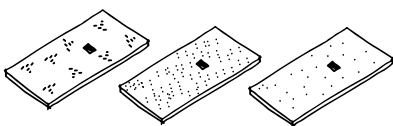
Antidérapant C3 - R11



Colorplus

8 colores standard
8 couleurs standards +
8 standard colors

Personalización del color
Color customization
Personnalisation des couleurs



Pizarra
Slate
Ardoise

Sand
Sand
Sand

Silk
Silk
Silk

vs

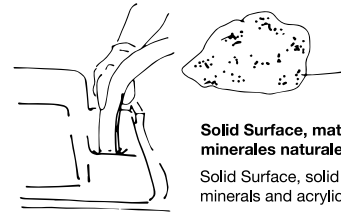
CORIAN[®] DESIGN



Material



Material
Matériel



Solid Surface, material macizo con minerales naturales y resina acrílica

Solid Surface, solid material with natural minerals and acrylic resin

Solid Surface, matériau solide avec des minéraux naturels et de la résine acrylique



Resistencia



Resistance
Résistance



Resistente a los impactos

Impact resistance

Résistance à l'impact



Resistente a agentes químicos

Resistance to chemical agents

Résistance aux agents chimiques



Certificación LGA Antibacterias

Antibacterial LGA Certification

Certification LGA Antibactériens



Capacidad de regeneración

Renewable

Renouvelable



Antideslizante C3 - R11

Non-slip C3 - R11

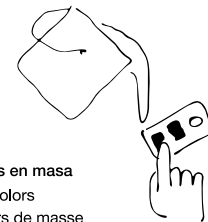
Antidérapant C3 - R11



Color



Color
Couleur



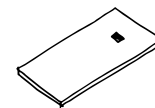
2 Colores en masa
2 mass colors
2 couleurs de masse



Acabado



Finishes
Finitions



Liso
Soft
Lisse



Wraitom[®]
resin material



Acabados

Finishes

Finitions

Wraitom[®]
resin material

3 acabados


3 finishes 3 finitions



PIZARRA
Slate / Ardoise




SAND



SILK

8 colores + Colorplus

8 colors 8 couleurs




PO_Polar

NCS S0502-R50B
RGB 232,231,239
CMYK 11,9,4,0
#e8e7ef



HU_Humo

NCS S2500-N
RGB 177,177,175
CMYK 33,25,27,5
#b1b1af




MA_Marfil

NCS S0502-Y
RGB 239,238,234
CMYK 7,6,9,0
#efeeea



CT_Concret

NCS S4000-N
RGB 140,140,140
CMYK 46,36,36,16
#8c8c8c



BP_Perla

NCS S1005-Y50R
RGB 230,218,202
CMYK 11,14,22,0
#e6daca



TU_Tundra

NCS S6005-Y20R
RGB 79,74,63
CMYK 57,51,62,53
#4f4a3f



AL_Albero

NCS S3010-Y20R
RGB 183,167,142
CMYK 26,30,44,10
#b7a78e



AN_Antracita

NCS S8000-N
RGB 65,65,63
CMYK 65,55,55,57
#41413f

Acabados


Finishes

Finitions

CORIAN® DESIGN

1 acabado

1 finish 1 finition



LISO
Soft / Lisse


2 colores

2 colors 2 couleur



WH_Moon White

NCS S0500-N
RGB 241,239,235
CMYK 6,6,8,0
#f1efeb



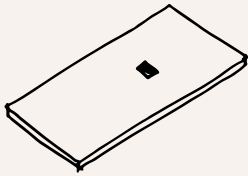
SH_Shadow

NCS S1502-Y50R
RGB 195,189,181
CMYK 26,22,27,4
#c3bdb5

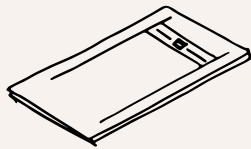
Platos de ducha

Shower trays
Receveurs de douche

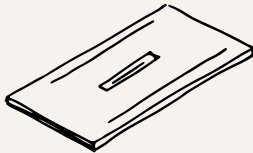
Wraitom[®]
resin material



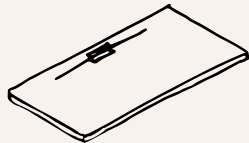
Hos's



Gneis

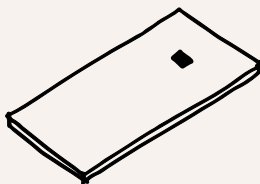


Clay

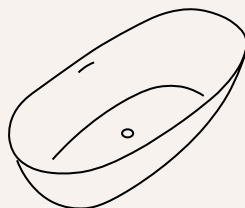


Shile

CORIAN[®] DESIGN



Ashi



Kami

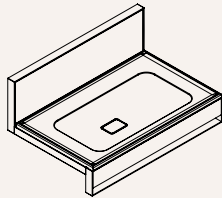
Lavamanos y encimeras

Washbasins and countertops
Éviers et plan de toilette

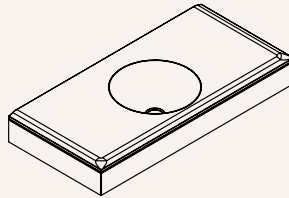
Wraitom[®]
resin material



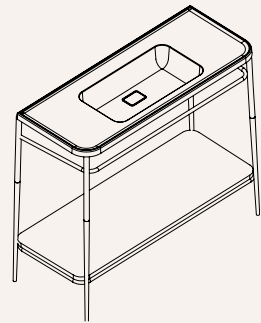
Panela



Kila

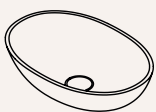


Litos
Encimera / Countertop
Plan de toilette

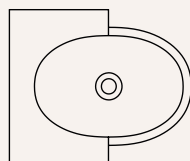


Silea
Encimera / Countertop
Plan de toilette

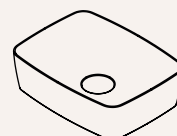
CORIAN[®] DESIGN



Mune



Mune
Encimera / Countertop
Plan de toilette



Kubi

Entonces

¿Cómo elegir tu plato de ducha?

How to choose your shower tray? Comment choisir votre receveur de douche?



01

Elige un material

Choose your material

Choisissez votre matériel

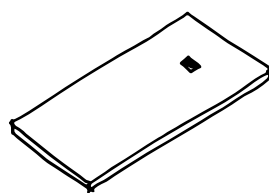
02

Elige tu modelo

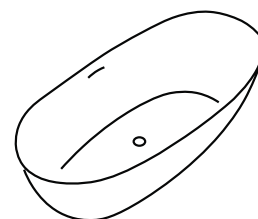
Choose your model

Choisissez votre modèle

CORIAN® DESIGN

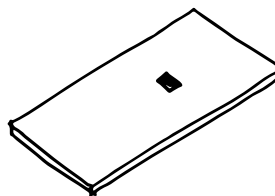


Ashi




Kami


Wraitom®
resin material



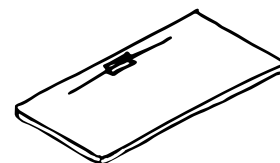
Hos's



Gneis



Clay




Shile

03


Elige tu color

Choose your color


Choisissez votre couleur




Moon white
(Ashi y Kami)




Shadow
(Kami)



Polar



Marfil



Perla



Albero



Humo



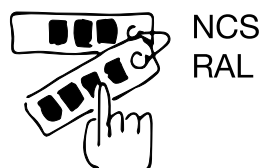
Concret



Tundra



Antracita



NCS
RAL


Colorplus

04

Ponle textura

Put it texture

Applique une texture



Liso
Soft Lisse



Pizarra Slate Ardoise
(Hos's y Gneis)



Sand
(Hos's y Clay)



Silk
(Shile)

Entonces

¿Cómo elegir tu lavamanos?

How to choose your washbasin? Comment choisir votre évier?



01



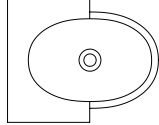


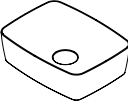




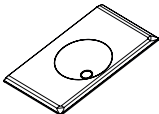


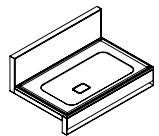






Elige un material
Choose your material
Choisissez votre matériel

02

Elige tu modelo
Choose your model
Choisissez votre modèle

03

Elige tu color
Choose your color
Choisissez votre couleur


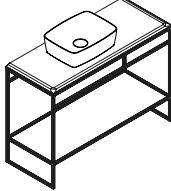
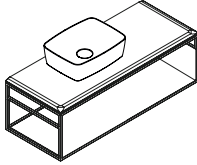



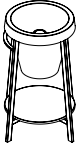
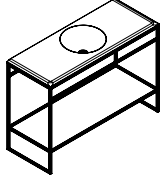
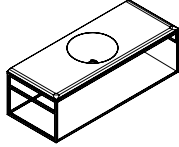
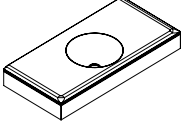
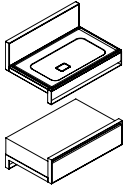
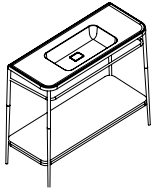
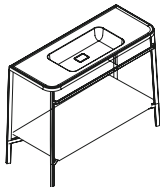
	 Mune	 Mune Encimera /Countertop Plan de toilette	 Moon white	 Shadow
	 Kubi			
	 Panela		 Polar	 Marfil
		 Litos Encimera /Countertop Plan de toilette	 Perla	 Concret
		 Kila Encimera /Countertop Plan de toilette	 Albero	 Humo
		 Silea Encimera /Countertop Plan de toilette	 Tundra	 Antracita
				

04

Ponle textura
Put it texture
Applique une texture

05

Elige una estructura
Choose your structure
Choisissez votre structure

 <p>Liso Soft Lisse</p>	<div style="display: flex; justify-content: space-around; align-items: flex-start;"> <div style="text-align: center;">  <p>Estructura metálica a suelo On floor metallic structure Structure métallique à poser Litos</p> </div> <div style="text-align: center;">  <p>Estructura suspendida Suspended structure Structure suspendu</p> </div> </div> <p style="text-align: right;">** Estante Corian® Corian® Shelf Étagère Corian®</p>
 <p>Pizarra Slate Ardoise (Litos)</p>  <p>Sand (Litos)</p>  <p>Silk (Silea, Panela, Kila)</p>	<div style="text-align: center; margin-bottom: 20px;">  <p>Estructura metálica cónica Panela On floor rounded metallic structure Panela Structure métallique conique Panela</p> </div> <div style="display: flex; justify-content: space-around; align-items: flex-start;"> <div style="text-align: center;">  <p>Estructura metálica a suelo On floor metallic structure Structure métallique à poser</p> </div> <div style="text-align: center;">  <p>Estructura metálica suspendida Suspended metallic structure Structure métallique suspendu</p> </div> <div style="text-align: center;">  <p>Faldón suspendido Wraitom® Suspended Wraitom® profile Habillage suspendu Wraitom®</p> </div> </div> <div style="text-align: center; margin-bottom: 20px;">  <p>Estructura suelo Kila Kila floor structure Kila Structure métallique à poser</p> </div> <div style="display: flex; justify-content: space-around; align-items: flex-start;"> <div style="text-align: center;">  <p>Estructura Cónica Silea Silea structure conical Structure Silea Conique</p> </div> <div style="text-align: center;">  <p>Estructura Rectangular Silea Silea structure rectangular Structure Silea rectangulaire</p> </div> </div>

q