

GR-TX-868A Hand-Held Remote Transmitter Instructions

The **GR-TX-868A** is a stylish 3-button remote control which is compatible with the **GR-RX-868A** receiver module and also some 868MHz receiver products by *RF Solutions Ltd*. The three rubberised buttons and the slim rounded body offer an ergonomic means of controlling various devices, typically those involving bidirectional output such as electrically controlled windows or blinds. Meanwhile the included magnetic wall holder provides a convenient way of mounting the controller on a surface, for quick and easy access (mounting via two 3mm screw holes in the rear of the casing). The controller has been designed, assembled and tested in the UK. It is designed for indoor use only, and is not waterproof.

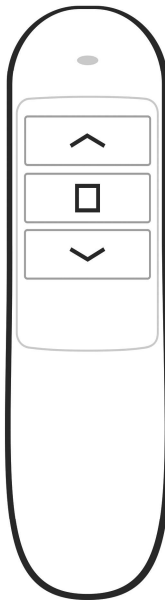
Pressing any button will send a single RF 'packet' of information, and the Blue LED on the remote (towards the top of the body) will illuminate briefly. Releasing a button will similarly generate a packet (since these responses are based on the *change* in button state), which any in-range compatible receiver may respond to.

Operating Range

This transmitter has been tested, in tandem with the **GR-RX-868A** receiver module, for an operating range of at least 80m in open field line-of-sight conditions. The effective operating range can be affected significantly by obstacles, surfaces, atmospheric conditions, and nearby sources of electromagnetic interference. Large metal objects and surfaces can especially affect the operation range, and so are best avoided. Be aware that operation is possible out of the line of sight, see warnings below.






Safety

The RF module upon which this device is based (**ZPT-8TS**) is designed and tested by the manufacturer *RF Solutions Ltd* to meet Radio Equipment Regulations 2017 (2014/53/EU) standards. It is important to carefully consider any potential risks from the use of radio controlled systems in the end application.



Technical Information

Part ID	GR-TX-868A
Operating Frequency	869.50 MHz
Power Supply	3V DC nominal (0.8 - 5.5V), up-to 30mA when transmitting
Battery	2 x AAA (only 1.2 - 1.5V versions are compatible)
Operating Temperature	-10°C ~ 50°C
TX Power	+13 ~ +15 dBm (-121dBm RX sensitivity if ACK enabled)

-  It is critical that all regulations and warnings on this document are adhered to, *Gimson Robotics Ltd* declines liability for damages caused by not following these instructions.
-  Before using this device, it is compulsory to read and understand these instructions and those of any associated hardware (RF receiver, and connected hardware). If any information in relation to the remote is unclear, please contact us via the details below.
-  The GR-TX-868A is a general-purpose remote control, without a defined end application. **It is important to carefully consider any potential risks from the use of radio controlled inputs in the end application.** Bear in mind that out-of-sight operation is possible. Any system should include appropriate failsafes and user warnings based upon the possibility of unexpected operation via the RF interface.
-  The remote and the wall holder each enclose N35 Neodymium magnets, **keep these away from sensitive electronic devices.** Do not attempt to open the casing beyond the battery hatch.
-  **This equipment is not intended for use by children, and should be mounted or stored safely away from their access.**

Remote Batteries

The remote takes two AAA batteries, which are **not included**. You should use quality batteries from reputable brands only. Either rechargeable 1.2V NiMH, or non-rechargeable 1.5V Alkaline batteries are compatible. The battery compartment is accessed via a plastic hatch on the lower rear of the remote, which slides away from the body. The hatch is intended to be child-proof, and so needs to be pressed firmly down to release the clip at its top, to slide it away. It can be easier to apply this pressure with a tool, such as a large screwdriver applied across sideways, or a rolling pin, pushing above the arrow-marking on the rear until it unclips.

Ensure that batteries are inserted the correct way around by following the markings in the battery compartment. The remote draws a small current when idle (~70µA), so if you don't expect to use it for a long time, temporarily removing the batteries will prolong battery life.



Declaration of Conformity

Hereby, Gimson Robotics Ltd declares that the radio equipment type defined within this document is in compliance with RoHS Regulations 2012 and the Radio Equipment Regulations 2017. The full text of the declaration of conformity is available at:

www.gimsonrobotics.co.uk/rf-details

This is an electrical product, **DO NOT** discard with normal waste. This product must be disposed of through a licensed WEEE collection point. Gimson Robotic Ltd is a registered producer of WEEE, with Environment Agency registration number **WEEE/DU4031XA**.

If you have any questions, contact support@gimsonrobotics.com, or Unit 31 Filwood Green Business Pk, Bristol, BS4 1ET