

# FLACHPROFILE

Alle Massangaben in mm



# FENSTERBANKPROFILE

Alle Massangaben in mm


SFB 01



SFB 02



SFB 03



SFB 04



SFB 05




SFB 06




# RAHMENPROFILE

Alle Massangaben in mm

SRP 01




SRP 02



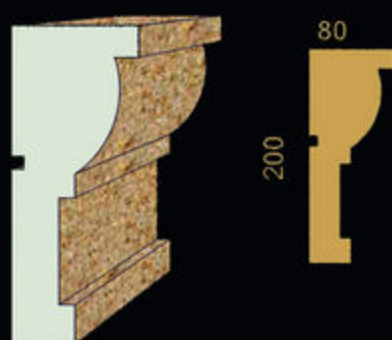
SRP 03



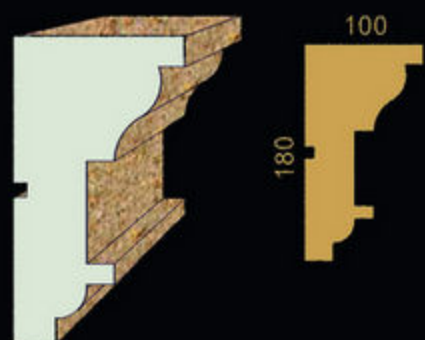
SRP 04




SRP 05



SRP 06



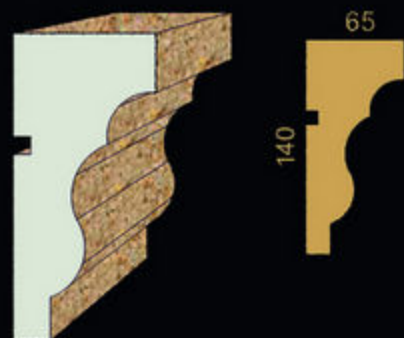
SRP 07



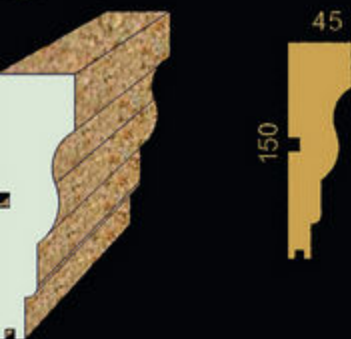
SRP 08




SRP 09



SRP 10



SRP 11



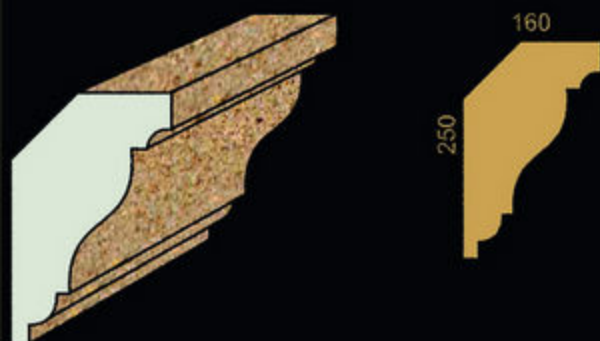
SRP 12



# GESIMSPROFILE

Alle Massangaben in mm

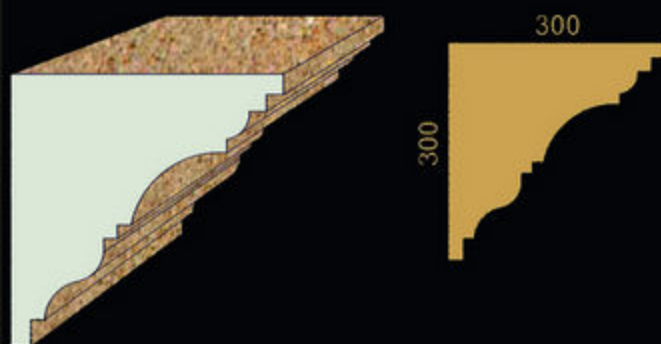
SGP 01



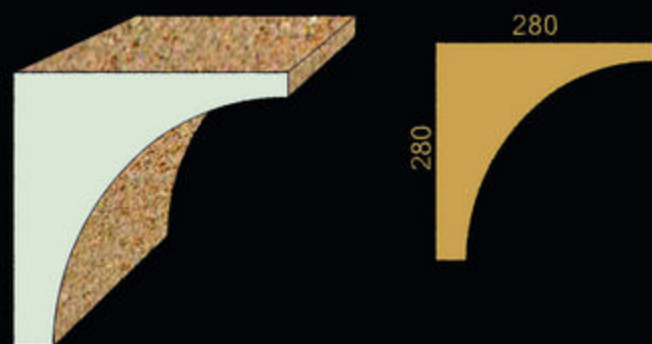
SGP 02



SGP 03



SGP 04



SGP 05



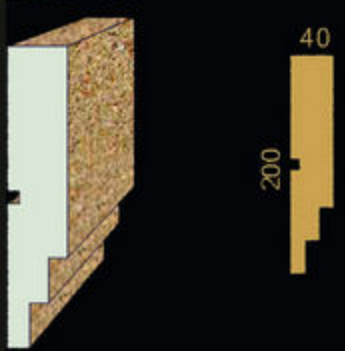
SGP 06




# GURTGESIMSPROFILE

Alle Massangaben in mm

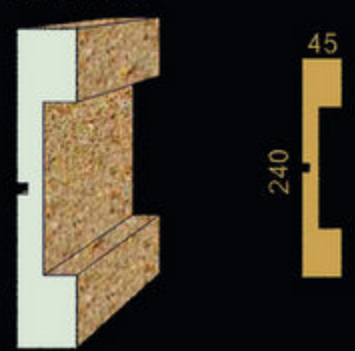
SGGP 01



SGGP 02



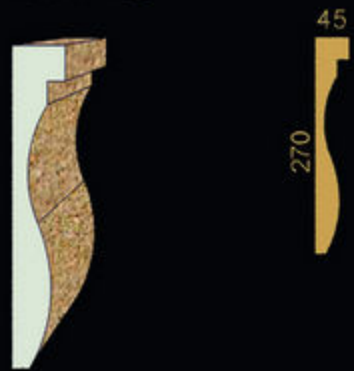
SGGP 03



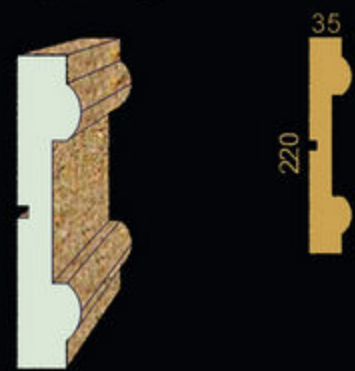
SGGP 04



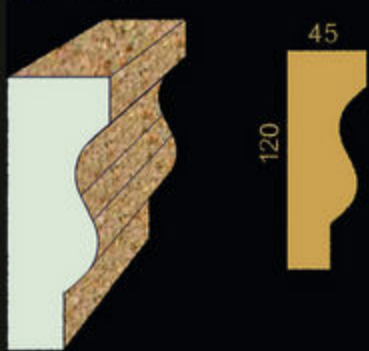
SGGP 05




SGGP 06



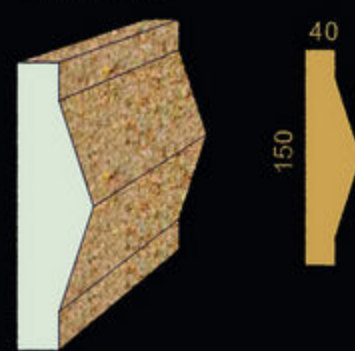
SGGP 07



SGGP 08



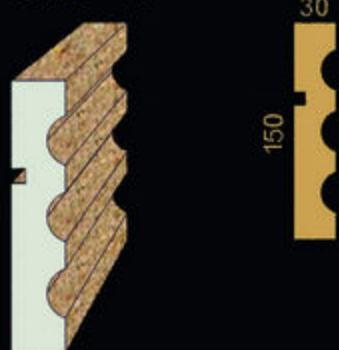
SGGP 09



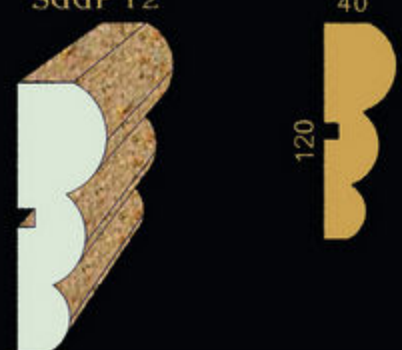
SGGP 10



SGGP 11




SGGP 12



# BOSSENPROFILE

Alle Massangaben in mm

SBP 01




500



30

SBP 02



500

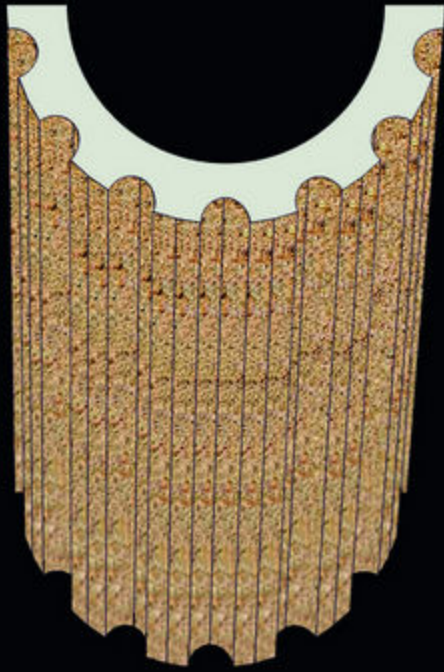


40


# SÄULEN

Alle Massangaben in mm


SÄULE 01



SÄULE 02



SÄULE 03



250

500



100

200



250

500

# WEITERE PROFILE

Alle Massangaben in mm

PRF 01



PRF 02




PRF 03



PRF 04



PRF 05



PRF 06



PRF 07



PRF 08



PRF 09



PRF 10



PRF 11



PRF 12

