



Proud Partner of



Resin Stone Surfacing

Modern, environmentally friendly and aesthetically impactful surfacing manufactured by Vuba Stone.



Why Choose Resin Stone?

Seamless, hard wearing and with a fantastic choice of colors – it's easy to see why Resin Stone is rapidly growing in popularity.



Heavy Duty

UV stable and hard-wearing, Vuba Stone surfaces won't discolor like epoxy, and use different grades of aggregate sizes to increase their strength and longevity.



Curb Appeal

Create a stunning look with amazing natural stones bound in a clear resin. You can match or complement your existing color scheme.



Low Maintenance

The UV stability of resin stone surfacing means its satin finish can last for years without a recoat! Periodic inspection every 2 - 3 years is recommended to determine if and when a recoat may be necessary.



About

In 2023, **Vuba Stone** partnered with **Sierra Stone & Rubber Stone** to bring **Stone Resin Surfacing** to North America.

Since 1988, Sierra Stone & Rubber Stone have worked with dealers across **North America** to transform surfaces, adding beautiful design elements to both **residential and commercial spaces**. During that time, they have built an extensive network of dealers to help customers achieve a space that is both stunning and functional.

Vuba Stone originated in the **East Yorkshire town of Beverley in 2009, UK**. Over the years, our Vuba Stone resin surfacing system has rapidly grown in popularity for residential homes as well as commercial spaces, leading us to expand into international markets to meet demand.

In the 70's, polyurethane resin gained popularity as an industrial flooring system, replacing epoxy systems because of its durability, UV stability and flexibility. Throughout the 80's and 90's, this technology was translated into what would become the early systems of **Polyurethane Resin Surfacing**.

With Vuba Stone's years of experience & technical knowledge and the Sierra Stone & Rubber Stone network of experienced installation professionals, we're bringing you an exclusive resin-stone system that's more **durable, flexible, and UV stable** than every epoxy-stone system on the market in North America.

The Team

Vuba Stone



Sean Scott
Founder



Ellie Platten
Account Manager



Milly Sheffield
Specifications Manager



Patrick Janedri
Marketing Manager

Rubber Stone



Don Emde
Founder



Mark Emde
Business Development



D. Blair Emde
CEO



Curt Emde
Training




Greg O'Rourke
Business Development



Joe Hanberg
Media

Vuba Colors

Suitable for Vehicle Traffic, Paths and Patios.




Bastille

Beverley Minster

Colorado

Lake Garda

Manhattan



Milano Marble

Monte Carlo

Piazza Verona

Palazzo

Poseidon



Rialto Bridge

Roma

Santorini

Sierra Nevada

Spanish Quartz



The Cotswolds

Tuscan

Taj Mahable


Huka Falls



Install Examples!
See these blends in use on our Pinterest

Primary Colours

Suitable for Paths and Patios



Blue Grey Marble
Living Area

Caramel Marble
Living Area

Dark Grey Marble
Living Area

Ivory Cream Marble
Living Area

Red Marble
Living Area




Manhattan

SKU: MHT-0820-VT

Manhattan is a dark grey marble blend with mid grey undertones. This blend is ideal for enhancing any modern or traditional outdoor space.



Get Inspired!
See this blend in use on our Pinterest





 Pictured in Shade



Huka Falls pairs well with:



Manhattan

Huka Falls

SKU: HKF-1221-VT

Huka Falls is a brand new all marble blend, a stunning combination of Oscuro Grey and Marron marble. It is the perfect mix of traditional buff with a wonderfully modern grey.



Get Inspired!
See this blend in use
on our Pinterest



 Pictured at Sunset



Pictured in Sunlight



Palazzo pairs well with:



Monte Carlo

Palazzo

SKU: PLZ-0820-VT

Palazzo is the perfect midtone grey. Blended using our exclusive Spanish marble to create an opulent centrepiece or in this case a basketball court.



Get Inspired!
See this blend in use
on our Pinterest



Pictured in Shade



Santorini pairs well with:



Manhattan

VUBA FACT
These two blends work so well together as they both contain **Oscuro Aggregate**

Santorini

SKU: IPN-0820-VT

Santorini, named after one of the beautiful Cyclades islands, is a blend of our exclusive marble aggregates Crema Marfil and Azulado.



Get Inspired!
See this blend in use on our Pinterest



Taj Mahable pairs well with:



Tuscan

Taj Mahable

SKU: TAJM-0820-VT

Taj Mahable is a beautiful mix of deep reds. This blend strikes the perfect contrast combining to create one of our most distinctive and admired blends.



Get Inspired!
See this blend in use on our Pinterest

Aftercare

Immediate Aftercare

Curing Time

Do not walk on your new Vuba Stone surface for 24-48 hours, and do not drive on it for 48-72 hours after installation. These times are temperature dependent, and we recommend you always follow the installer's advice for exact timings.

No leaks/drips

Ensure there are no leaks or drips on the curing Vuba Stone. Excess moisture will significantly weaken and discolor Vuba Stone surfaces during the curing period. Continuous drips or leaks cause erosion in the long term, and will degrade the surface.

5 Most Important Points to Remember

Static wheel/small turning circles

Pressure exerted from static turning can dislodge surface aggregates. Once the matrix has broken, the surface will weaken and break away. It is very important that vehicle wheels are not turned when sitting still or slow moving, and small turning circles should be avoided.

Impact Damage/High Point Loads

Take care not to drop heavy equipment on the driveway, such as the placement of disposal bins. Also be aware – disposal bins can often leach rust on to your driveway which you may not be able to clean. Car jacks can depress the surface of Resin Stone and should be placed on a wooden board for load distribution.

Chemicals and staining

Petrol, solvents, etc. should not come into contact with Vuba Stone surfacing ideally. In the event of spillages, dilute and clean immediately. Solvents and some chemicals

Footprints

Ensure pesky people or animals cannot walk on the Vuba Stone surface. Footprints cannot be removed! Devices can be used to deter animals, and we would recommend to place tape or barriers around the perimeter.



will degrade the resin binder, resulting in stone loosening over a period of time.

Leaching/Discoloration

Like all paving surfaces, Vuba Stone will discolor if covered long term with a close contact object. Discoloration occurs from leaching and lack of exposure to air and sunlight. Examples would be a flat bottom plant pot or a storage box. Avoid discoloration by using raised plant pots not using items like storage boxes on the surface.

Rejuvenating Your Surface

A great way to extend the life of your Vuba Stone surface is by sealing the surface with a diluted polyurethane UV resin sealer after a deep clean. Contact your Vuba Stone Dealer for more information.



Cleaning Advice



Cleaning Practices

It is recommended to clean your Vuba Stone surface regularly. For lighter colors, it is even more important to carry out regular cleaning.

Vuba Stone surfaces can be power washed. It is recommended to hold the wand at a 90-degree angle and at least 6 inches from the surface. Cleaning too close may cause aggregates to be dislodged.

Oil, Dirt & Debris

Oil, particularly lubricating or fuel oil, can easily penetrate into Vuba Stone surfacing but should not stain if spillages are removed immediately with an absorbent material. If the stain persists, an emulsifying degreaser should be employed.

Prolonged contact with any solvents should be avoided. For more information on cleaning, contact your Vuba Stone Dealer.

Weeds, Moss & Algae

The application of a permeable membrane underneath the base will help to prevent weed growth from occurring. Absence of a membrane will result in weeds coming through the Vuba Stone. The Vuba Stone surface will not be able to prevent this. It is also possible for weeds to grow in the surface of Vuba Stone, but this can be easily pressure washed away.

Organic growth such as moss and algae may occur on hard surfaces where the area is heavily shaded or is under trees. If such growth does occur, the area should be treated with an appropriate cleaning solution according to manufacturers' instructions.



Fruit, Berries and Leaves

Fruit, berries and leaves can stain all types of paving surfaces. It is recommended to clean these away from the surface before they can begin to stain the Vuba Stone.

Soiled areas may be cleaned with a mixture of liquid Sodium Hypochlorite (NaClO), obtained from swimming pool maintenance suppliers, and a non-oxidizing shampoo (E.g., Baby Shampoo).

Dilute 1.5 quarts of Sodium Hypochlorite with 4.5 quarts of water and add 3.5 ounces of baby shampoo. The mixture should be applied using a pump sprayer and the whole area treated, not just individual spots.

First wet the whole area with clean water and then spray the cleaning fluid over the surface. Gently scrub the area with a stiff bristle brush. After 15 minutes, rinse the surface with clean water, making sure the residue does not run onto vegetation.

Rusting & Tire Marks

Rust can occur from two sources. Typically, rust marks are caused by leaching from BBQ's, flower baskets, and other metal garden items. Care should be taken to keep these from leaching on to the resin surface.

Naturally occurring aggregates in Vuba Stone may contain pyrite, which upon exposure to moisture can begin to rust. Unfortunately, this is an aspect of Vuba Stone surfacing which although very rare, can happen naturally.

Either cause of rusting can be cleaned using Non-Acidic Rust Stain Remover. Please follow manufacturer instructions.

Tire marks can normally be removed by scrubbing the area with detergent and hot water or steam cleaning.



Proud Partner of



FOLLOW US:



@Vubaresinproducts

Follow on Pinterest



@VubaResin

Follow our Tiktok



Vuba Resin Products

Subscribe to our Youtube



@vubaresinproducts

Follow Vuba Resin Products on Instagram



@Vuba

Like and follow us on Facebook

Vuba Chemical Innovations Ltd
Units B2-B4, Grovehill
Industrial Estate, Annie Reed
Road, Beverley, H1U7 0LF

Sierra Stone / Rubber Stone
E.W. Industries Ltd.
P.O. Box 336
Imperial, Saskatchewan
S0G 2J0

1-888-799-3960
sales@vuba-stone.com
vuba-stone.com