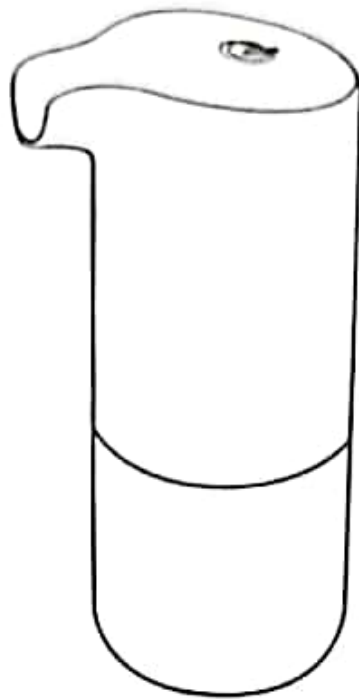


自动洗手手机套装使用说明书

USER'S MANUAL



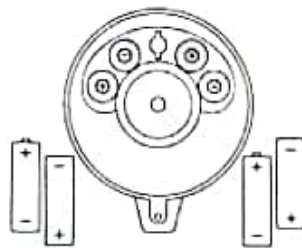
安装 (INSTALLATION)

①



逆时针打开电池盖并取出
(Open the battery cover counter clockwise and remove)

②



按照电池仓上标注的正负极 (+/-) 正确安装电池。
(Install the battery correctly according to the positive and negative electrodes marked on the battery compartment.)

③



将电池盖上并顺时针锁住电池盖
(Close the battery cover and lock the battery cover clockwise)

④



逆时针旋开洗手液顶盖，移除硅胶塞。
(Unscrew the hand sanitizer cap counterclockwise, Remove the silicone plug.)

⑤

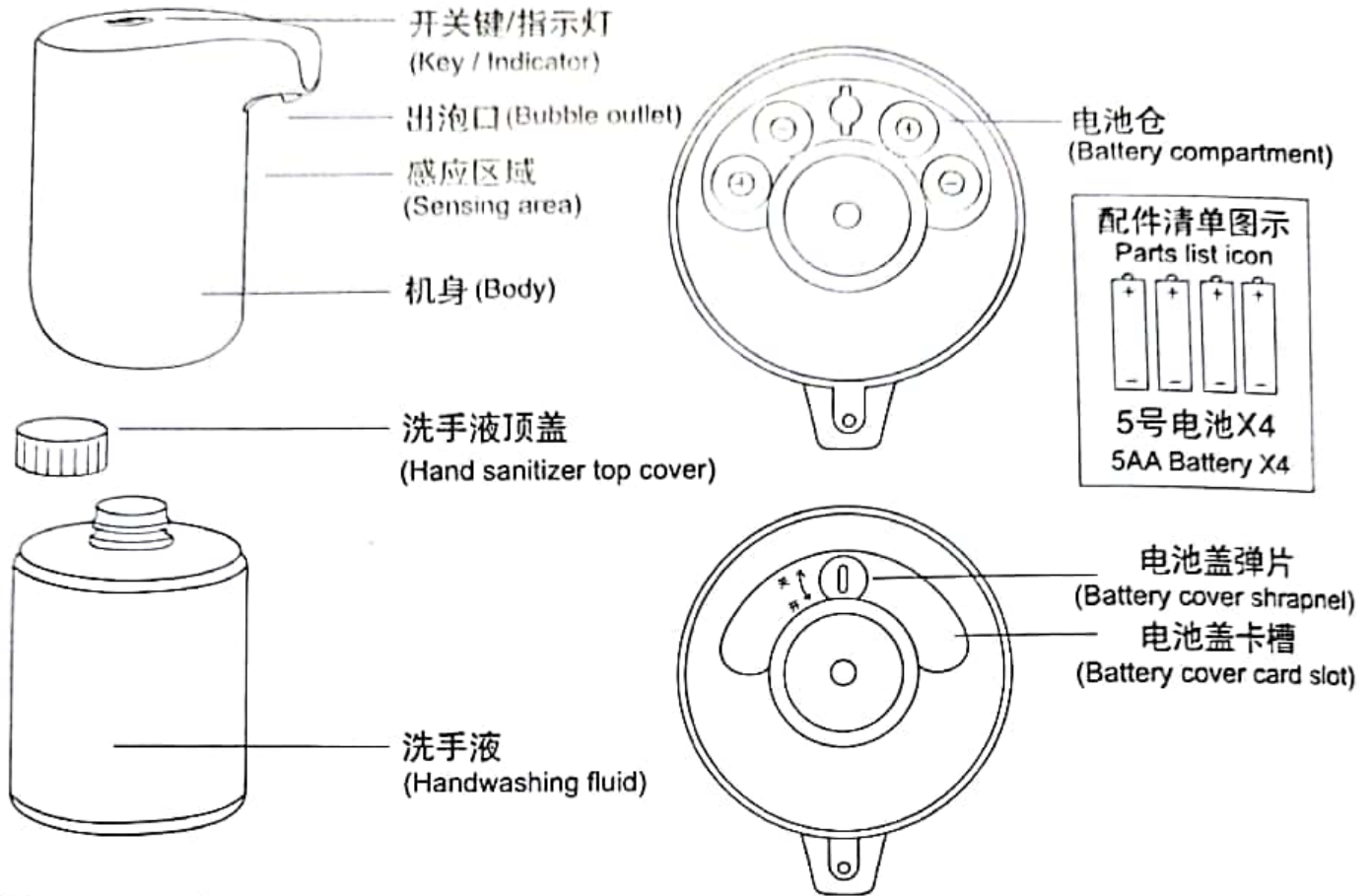


将洗手液对准洗手手机底部卡槽，逆时针轻旋至牢固。
(Align the hand sanitizer with the card slot on the bottom of the mobile phone, and turn it counterclockwise until it is firm.)

产品介绍 PRODUCT DESCRIPTION

使用产品前请仔细阅读本说明书，并妥善保管。

Please read this manual carefully before using the product and keep it in a safe place.



使用 (Employ)

- ①  轻触开关键，开启米家自动洗手机。
Touch the on key to turn on Mijia's automatic phone washing.
- ②  建议先冲洗双手至湿润。
It is recommended to rinse hands until moist.
- ③  伸手至感应区，即可获取丰富泡沫。
Reach out to the sensing area to get rich foam.
- ④  建议充分揉搓双手。
It is recommended to rub your hands thoroughly.
- ⑤  用清水洗净后，擦干双手。
After washing with water, dry your hands.

状态 Status	指示灯显示 Indicator display
开机 Boot	白灯亮1.5秒 White light on for 1.5 seconds
关机 Shut down	橙灯亮后闪烁熄灭 Flashing and extinguishing after the orange light is on
电池电量低 Battery is low	感应后橙灯亮3秒 The orange light is on for 3 seconds after induction

*开机状态下，轻触开关键，即可关机。
* In the power-on state, touch the key to turn off.
(洗手机特点说明) (Specifications for washing mobile phones)

Ⓐ :经实验检测，在常温25℃下测试结果为12:1

Ⓑ :经实验检测，触发出泡时间最长为0.25秒。

Ⓒ :按照一天使用8次，24小时待机计算。

Ⓓ :在实验条件下，可有效抑制大肠杆菌、金黄色葡萄球菌。

Ⓐ After experimental testing, the test result is 12:1 at room temperature 25C

Ⓑ After experimental testing, the maximum time for triggering the bubble is 0.25 seconds

Ⓒ According to 8 times a day, 24 hours standby calculation.


Ⓓ Under the experimental conditions, it can effectively inhibit E. coli, Staphylococcus aureus.

提示：洗手机不工作时将自动进入待机状态，无需手动关机。

Tip: When the mobile phone is not working, it will automatically enter the standby state without manual shutdown.

洗手机特点

Wash your phone Features



耐久电机
Durable motor



12:1气液比
泡沫绵密
12:1 gas-liquid
denser than foam



0.25秒疾速
感应出泡
0.25 seconds fast
Induction bubble



防溅水
Splash proof



液体
替换方便
Easy liquid replacement



电池
可用9个月
Battery can be used for
nine months

(A B C D 的说明见第4页)

(A B C D See page 4)

洗手液特点

Characteristics of hand sanitizer



pH弱酸性
pH Weakly acidic



清爽沁香
Refreshing fragrance




泡沫绵密
Dense foam



洁净保护
Clean protection



有效抑菌
Effective antibacterial



用量省
Use less

服务电话:
Service line

服务网址:
Service URL

委托方:
Client

制造商:
Manufacturer

地址:
Address