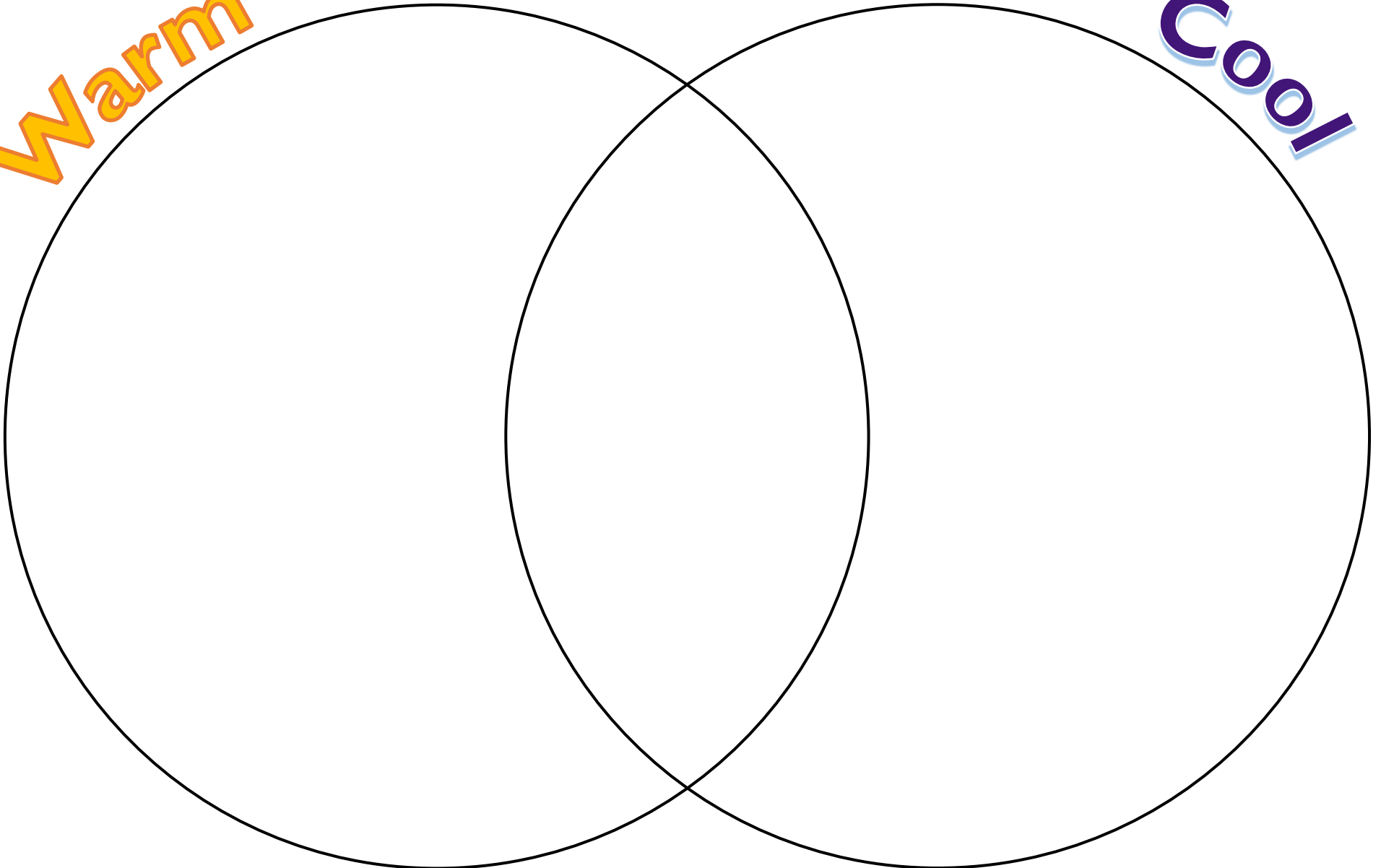


WARM AND COOL SEASON VENN DIAGRAM

CREATE A VENN DIAGRAM TO HELP VISUALIZE WARM VERSUS COOL SEASON PLANTING BY CUTTING OUT THE CROPS ON THE NEXT PAGE AND PLACING THEM IN THE APPROPRIATE CIRCLES. THIS ACTIVITY ACCOMPANIES RUTABAGA EDUCATION'S WEEK 1 (FALL) LESSONS.

Warm

Cool





TOMATO



CUCUMBER



KOHLRABI




CORN



PAPRIKA



CABBAGE




ZUCCHINI



ARTICHOKE



RADISH



GARLIC



SOYBEANS



CELERY



SPINACH



POTATO



CAULIFLOWER



CARROT



BROCCOLI



PUMPKIN



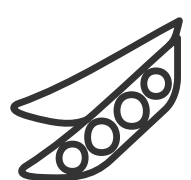
BRUSSEL
SPROUTS




EGGPLANT




LETTUCE



PEAS




Grab a pair of scissors to cut out some favorite fruit and veggie crops.



CHILI PEPPER



PATTYPAN
SQUASH



ASPARAGUS



BEETROOT