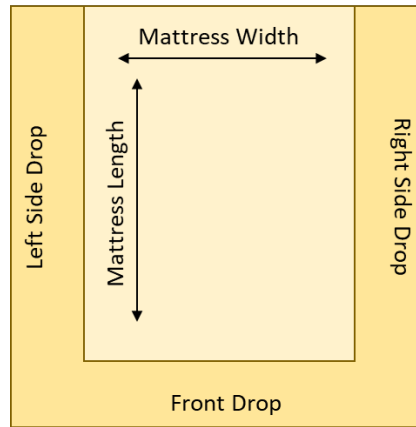
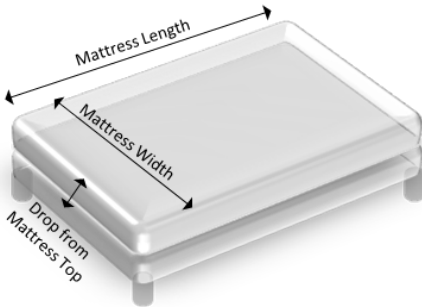




115" Wide Quilt Backing

How Many Yards Do I Need?

The answer is in one simple calculation.



LENGTH = ↶

Mattress Length

+ Front Drop

+ Extra Fabric

WIDTH = ↶

Left Side Drop

+ Mattress Width

+ Right Side Drop

+ Extra Fabric

Decision Time: Reference your calculations above...

Are **BOTH** Length and Width smaller than 115 inches?

YES – Perfect... The smaller of the two numbers will be used to calculate the yardage because the larger of the two numbers will fit within the 115" wide width of the Batik Cotton. *Place this number in the gray space below.*

= Yards [Round up to the nearest yardage value.]

NO – Well now.... We have another question to answer.

Are **BOTH** Length and Width larger than 115 inches?

YES – WOW. This is one large quilt. I'm afraid your quilt backing will need to be pieced. We have options. I'll show you my preferred solution in an update shortly.

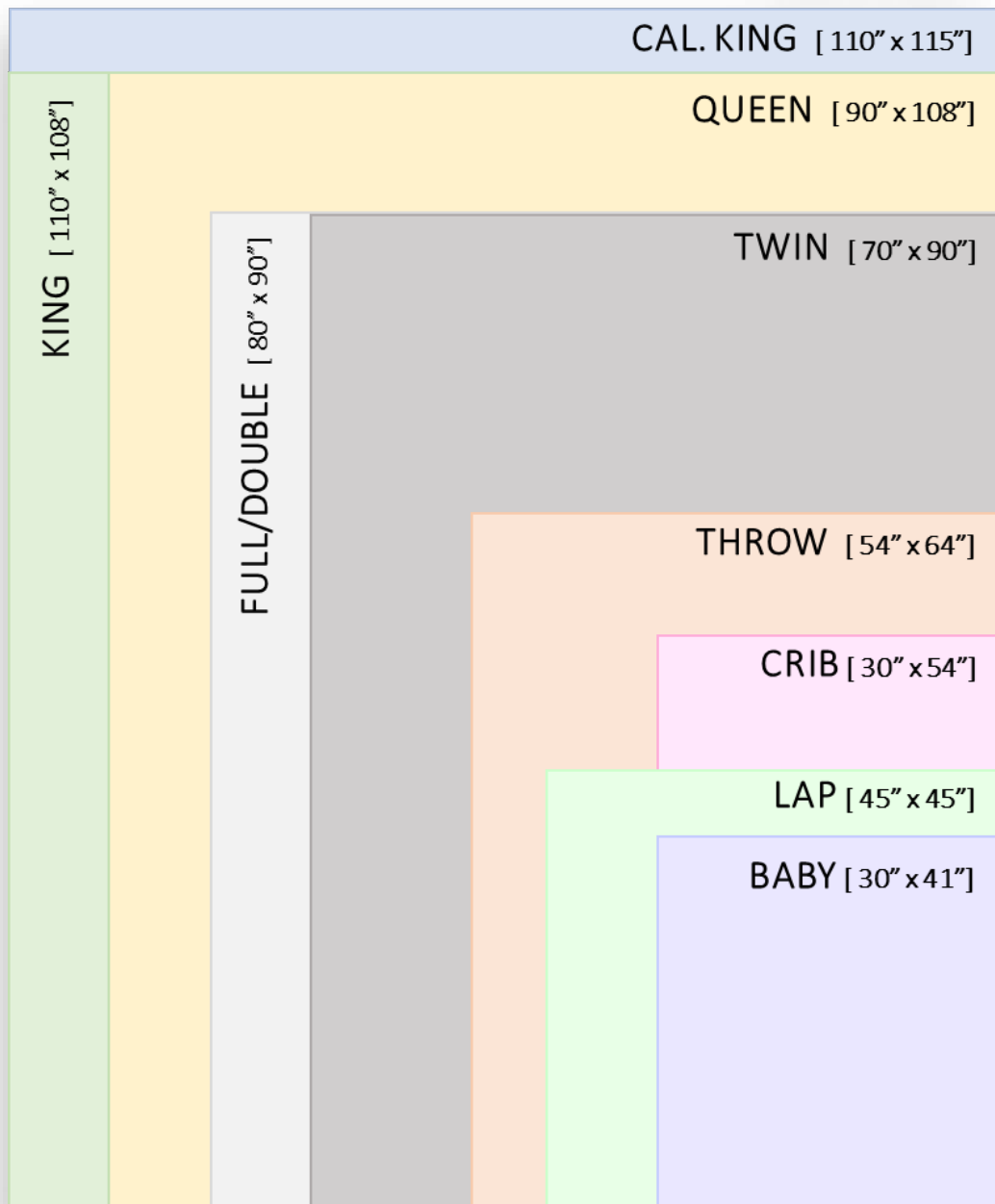
NO – Excellent. The larger of the two numbers will be used to calculate the yardage needed because the smaller of the two numbers will fit within the 115" wide width of the Batik Cotton. *Place this number in the gray space below.*

= Yards [Round Up to the nearest yardage value.]

Standard Mattress and Quilt Dimensions

Mattress Dimensions [W x L]	Quilt Dimensions [W x L]	Mattress Depth
Crib: 28" x 52"	30" x 54"	Standard Depth: 7" - 9"
Twin: 39" x 75"	70" x 90" *s	Deep: 10" - 15"
Full/Double: 54" x 75"	80" x 90" *d	Extra Deep: 15" - 22"
Queen: 60" x 80"	90" x 108" *d	
King: 78" x 80"	110" x 108" *d	
Cal-King: 72" x 84"	110" x 115" *d	

Visual Representation of Standard Quilt Sizes [Width x Length]



Find your next quilt backing at www.SewBatik.com or scan this QR Code for quick access.

