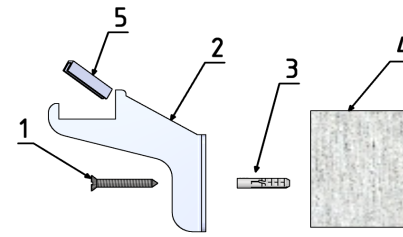


Please use three legs for installation as shown

VICARI (SINGLE/DOUBLE) INSTALLATION GUIDE

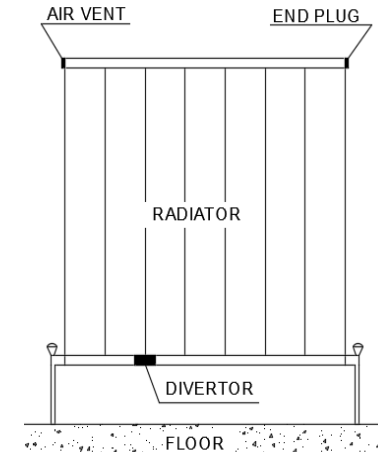
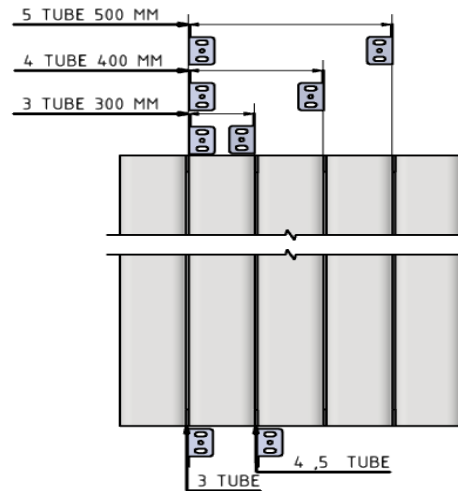
This product must be fitted only by a fully qualified installer.

DESCRIPTION	DESCRIPTION	ILLUSTRATION
	Fixing choose the appropriate fixing for the wall material if required	
	PTFE tape	
	Electric drill	
	Masonry drill bit appropriate to the fixings	
	Adjustable spanner	
	Radiator valve hex key	
<p>Example images for 3 tubes</p> <p>RADIATOR x 1</p>	Flat head and philips head screw drivers	
<p>TOP - RIGHT CLIPS x 1</p> <p>TOP - LEFT CLIPS x 1</p>	1 lock shield valve and 1 gate or thermostatic valve	
<p>BOTTOM x 1</p>	Spirit level	
<p>END PLUG x 1</p> <p>FIXING SCREWS x 3</p> <p>GASKETS x 3</p>	Measuring tape	
<p>AIR VENT x 1</p> <p>WALL ANCHORS x 3</p>		



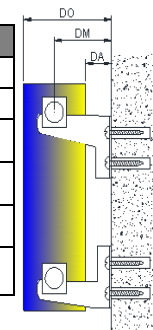
1	SCREWS
2	CLIPS (BRACKETS)
3	WALL ANCHORS
4	WALL
5	GASKET

ATTENTION : Gaskets must be placed as shown



There is a sticker on product .
Which states 'BOTTOM'

NAMES	A	B	C	TUBE QTY	DM	DO	H	L
VICARI (SINGLE)	1800	300	1745	3	34	65	1680	62
VICARI (SINGLE)	1800	400	1745	4	34	65	1680	162
VICARI (SINGLE)	1800	500	1745	5	34	65	1680	262
VICARI (DOUBLE)	1800	300	1745	3	55	86	1680	62
VICARI (DOUBLE)	1800	400	1745	4	55	86	1680	162
VICARI (DOUBLE)	1800	500	1745	5	55	86	1680	262



GENERAL RECOMMENDATION

- Before fitting the radiator it is necessary to wash out the heating system to remove any existing mud, scale, work residues, traces of flux, oil, etc.
- When the system water pH is outside the 5,5-8,5 range and/or when the dissolved is above 0,1mg/liter, it is always needed to protect the heating system components (the radiator is one of these) with a proper chemical treatment compatible with all parts in contact with water (silicon rubber too).
- In order to fit the radiator to the wall, it is necessary to choose the proper fixings for the wall material.
- If the system water exceeds 50°C, please install a warning mark near the radiator to avoid any accidental scalding.
- Clean the radiator surface only with a soft cloth to avoid scratching the finish and do not use chemical agents during cleaning operations. It is prohibited to climb on the radiator.
- Maximum working temperature 95°C, maximum working pressure 4 bar.