
















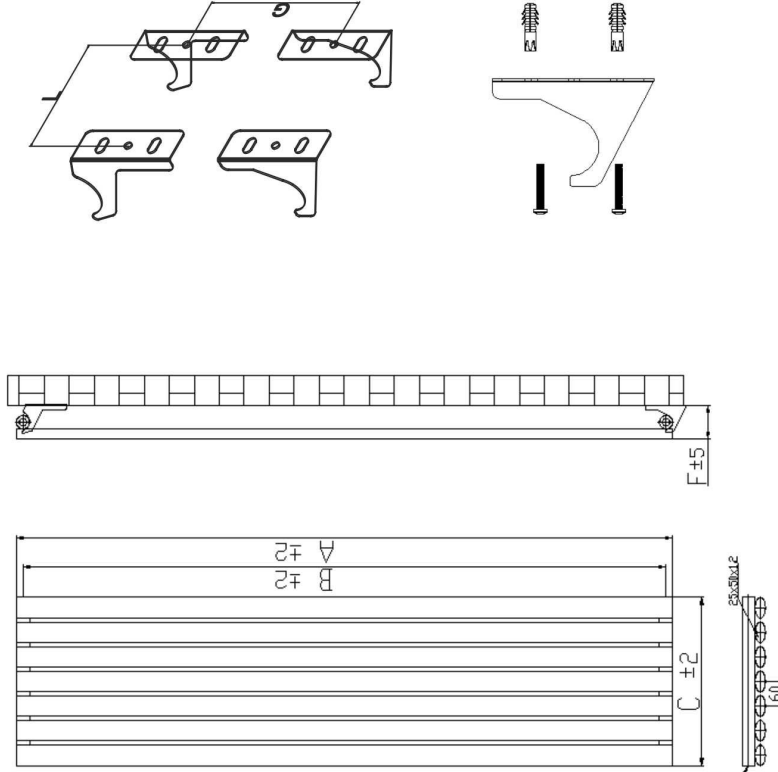


NEVA

This product must be fitted only by a fully qualified installer.

DESCRIPTION	ILLUSTRATION
 <p>Wall Anchors x8</p>	 <p>x8</p>
 <p>Fixing Screws x8</p>	 <p>x8</p>
 <p>Washer x8</p>	
 <p>End plug x1</p>	
 <p>Air vent x1</p>	
	
	
	
	
	
	
	

INSTALLATION GUIDE



A	B	C	F	G	L
1800	1768	295	84	1710	146
1800	1768	354	84	1710	206
1800	1768	413	84	1710	266
550	518	590	84	460	446
550	518	826	84	460	686
550	518	1003	84	460	866
550	518	1180	84	460	1046

A The radiator should not be mounted closer than 50mm below any overhanging surface (i.e. shelf) and no lower than 100mm from the floor. Transfer the bracket drill position measurements to the wall.

B Drill the wall and insert wall anchors (or other suitable fixings).

C Put the radiator on the wall and screw it to the wall anchors with fixing screws.

GENERAL RECOMMENDATION

- Before fitting the radiator it is necessary to wash out the heating system to remove any existing mud, scale, work residues, traces of flux, oil, etc.
- When the system water pH is outside the 5,-8,5 range and/or when the dissolved is above 0,1mg/litre, it is always needed to protect the heating system components (the radiator is one of these) with a proper chemical treatment compatible with all parts in contact with water (silicon rubber too).
- In order to fit the radiator to the wall, it is necessary to choose the proper fixings for the wall material.
- If the system water exceeds 50°C, please install a warning mark near the radiator to avoid any accidental scalding.
- Clean the radiator surface only with a soft cloth to avoid scratching the finish and do not use chemical agents during cleaning operations. It is prohibited to climb on the radiator.
- Maximum working temperature 95°C, maximum working pressure 4 bar.

REINA