



## 2840 SERIES

A step up in compact parts washing capability

# 2840 SERIES

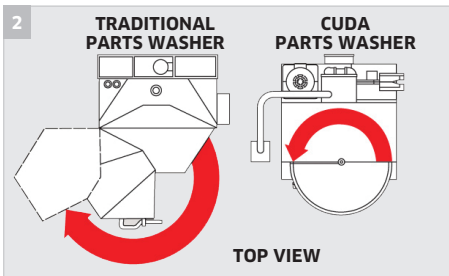



## A step up in compact parts washing capability

The Cuda 2840 is the next step up in the compact front-load automatic parts washer models. The 2840 features a turntable diameter of 28-inches, working height of 40-inches, and load capacity of 1000 lbs. The 2840 Series is equipped with a 3 HP vertical seal-less pump producing 50 GPM at 45 PSI.

### Aqueous parts washers clean faster and better without using harmful solvents!

Cuda automatic parts washers provide a safe and efficient solution to cleaning parts because they don't use harmful cleaning solvents to clean. Our automatic parts washers also provide a time-saving, easy parts cleaning solution for your staff allowing them to simultaneously clean parts while performing other tasks.



#### 1 Parts Tree

- Optional drop-in parts tree slips into a recessed pocket of the turntable. Preferred package also includes small parts basket, containment ring and oil drain container.

#### 2 Compact Footprint

- Space saving roll-in door allows easy access to the wash chamber.
- Reduces footprint over other traditional parts washers.
- Roll-in door prevents wash solution from dripping on the shop floor.

#### 3 Customize and Accessorize

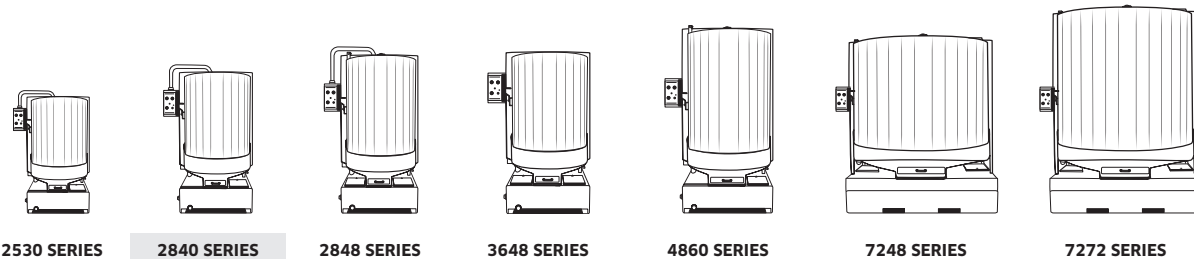
- Customize your parts washer to your specific needs, like with this deluxe kit, so washing becomes the easiest part of the work day.

#### 4 Detergents Engineered for Aqueous Parts Washers

- Cuda detergents contain advanced formulas engineered specifically for use in aqueous parts washers and their specialized needs. Our advanced formulas include an exclusive multi-metal corrosion inhibitor for rust-protection.

# TECHNICAL DATA AND EQUIPMENT

## Front-Load Series Comparison



## Features

- = Vertical / Seal-less Pump: 3 HP / 50 GPM / 45 PSI
- = 1,000 Lbs. Load Capacity, determined with even weight distribution
- = 50 Gal. Sump Capacity
- = 6 kW Heater
- = Automatic Oil Skimmer
- = Low Water Shutdown
- = Machine: 51"L x 50"W x 80"H
- = Shipping: 66"L x 57"W x 95"H

## Technical data

Model	Part No.	Working Height	Turntable Diameter	Volt/PH	Total Amps	Ship Wt (lbs)
<b>Standard Models</b>						
2840	1.043-395.0	40"	28"	230/1	38	1100
2840	1.043-416.0	40"	28"	208/1	42	1100
2840	1.043-418.0	40"	28"	230/3	23	1100
2840	1.043-417.0	40"	28"	208/3	25	1100
2840	1.043-419.0	40"	28"	460/3	11	1100
2840	1.043-420.0	40"	28"	575/3	9	1100
<b>Stainless Steel Models</b>						
2840	1.043-492.0	40"	28"	230/1	38	1100
2840	1.043-493.0	40"	28"	208/1	42	1100
2840	1.043-498.0	40"	28"	230/3	23	1100
2840	1.043-494.0	40"	28"	208/3	25	1100
2840	1.043-496.0	40"	28"	460/3	11	1100
2840	1.043-497.0	40"	28"	575/3	9	1100

NOTE: All stainless steel models come with standard cast pump. All wetted surfaces are stainless steel.

## Standard Accessories

Part No.	Description
8.915-493.0	Preferred Options Package - Contains Parts Tree, Small Parts Basket, Containment Ring, Oil-Drain Container

## Optional Accessories

Part No.	Description	Part No.	Description
8.915-113.0	Automatic Water Fill	8.915-316.0	60 Mesh Insert for Debris Screen Tray
8.705-957.0	28" Containment Ring	8.915-351.0	Two-Tier Turntable ●
8.915-378.0	Filtration	8.924-172.0	Oil Drain Container
8.915-379.0	Filtration & Sump Sweep	9.802-283.0	Hour Meter
8.915-124.0	4 Hook Parts Tree	8.731-254.0	Light Duty Small Parts Basket (8" x 8" x 4")
8.725-267.0	Heater Timer, 24 hour 7 day	8.753-825.0	Light Duty Medium Parts Basket (16" x 12" x 6")
8.725-268.0	Heater & Skimmer Timer, 24 hour 7 day	8.723-214.0	Gray Spray Paint (cannot ship air)
8.901-881.0	Deluxe Kit: Detail and Power Brush with Side Sink and Side Sump		

● Requires Light Duty Small Parts Basket and Containment Ring sold separately, not for height extended machines

## Stainless Optional Accessories

Part No.	Description	Part No.	Description
	Stainless Two-Tier Turntable		Stainless Pump Motor
	Stainless Parts Tree		Stainless Oil Bucket
	Stainless Containment Ring		Stainless Steel Handle Kit, assembled

Note: Stainless filtration - please call 1-844-394-4412 for more information.



[NorthBayEquipment.com](http://NorthBayEquipment.com) | 707.585.0100

Serving the counties of Lake, Marin,  
Mendocino, Napa, Solano, and Sonoma.



[PacificBayEquipment.com](http://PacificBayEquipment.com) | 800.640.1227

Serving the counties of Alameda, Contra Costa, Calaveras,  
Merced, San Francisco, San Joaquin, Stanislaus, & Tuolumne.

Premier provider of innovative cleaning, sanitizing, disinfecting & water treatment solutions since 1976.