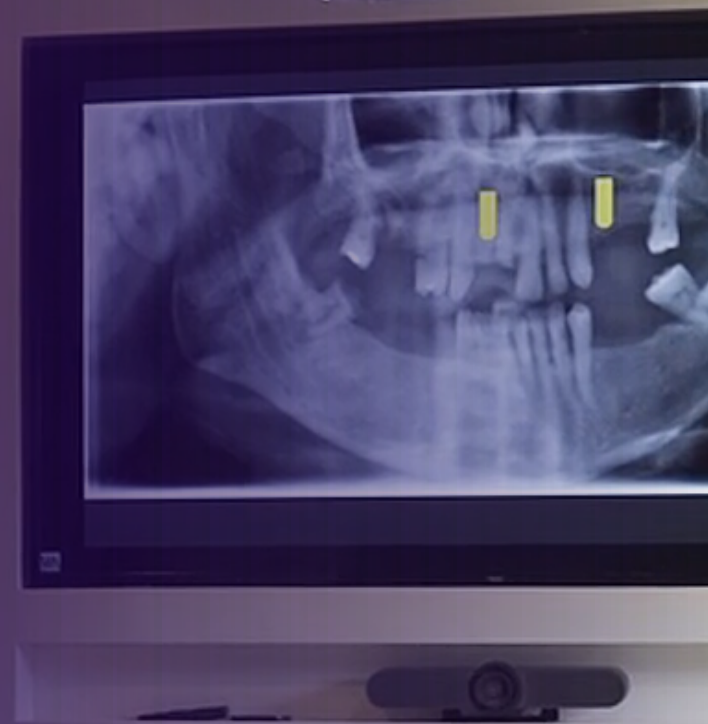




Digital Dentures Workflows



Digital Dentures Workflows



80% of patients coming for full dentures already have a denture, and with our digital process, we can help eliminate 75% of your appointment slots for copy dentures. That's a significant time saving for the dentist, and a much simpler process for the patient.

Copy Dentures

First Appointment

1. Reline impression of existing denture if required.
2. IOS scan, CBCT or Lab scan of existing denture



Upload your records via our website & complete online prescription form. Send your IOS via your IOS provider or upload via our website.

Quoris3D designs, manufactures and ships your new Copy Denture within 3 working days.


Post to patient!
No denture fit appointment is required for copy dentures, although some dentists may choose to have a 2nd appointment.

Sending Digital Files

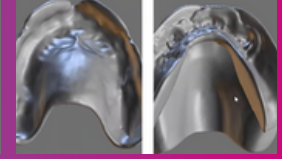
1 LAB SCAN



2 IOS



3 CBCT



Copy Denture Plus

First Appointment

1. Reline impression of existing denture if required.
2. IOS scan, CBCT or Lab scan of existing denture
3. Photographs (if altering aesthetics only)
4. Opposing and bite (if altering occlusion only)



Upload your records via our website and complete online prescription form. Send your IOS via your IOS provider or upload via our website.

Receive your denture design for review. Advise of any edits or approve.
Q3D manufactures your denture and ships within 5 working days

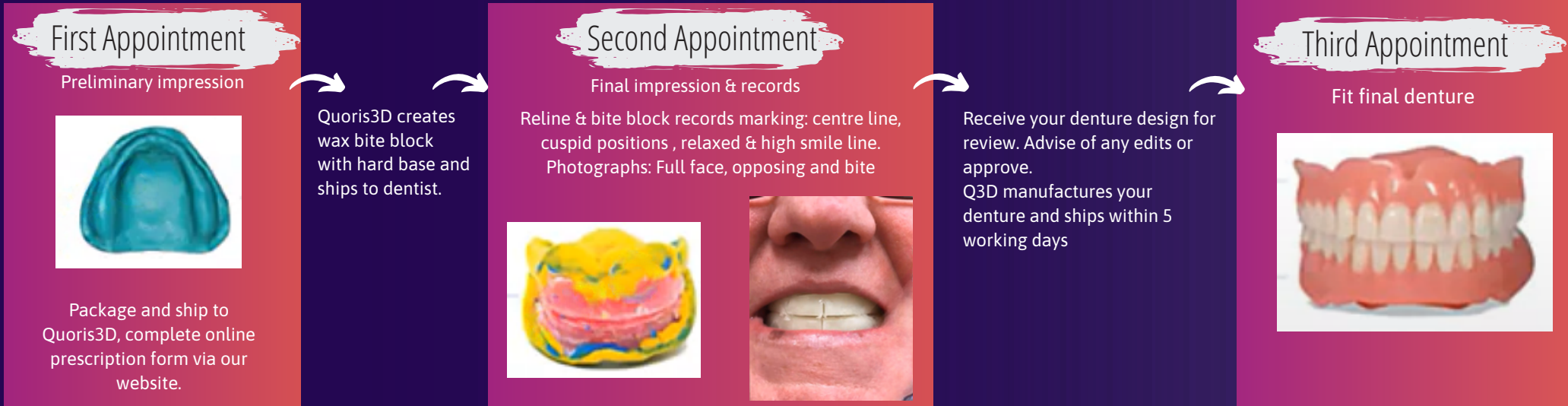
Post to patient!
No denture fit appointment is required for copy dentures, although some dentists may choose to have a 2nd appointment.

Digital Dentures Workflows

Replacement Dentures



Go from 5-7 appointments to just 3 with our replacement dentures workflow!



Immediate Dentures

