




BATTERY BOX OPERATING INSTRUCTIONS

Mount the battery:

1. Align the battery box hook with the mounting position on the battery box holder. (See Fig. 01)
2. Press the battery box down until the bottom is fully inserted at holder. (See Fig. 02)
3. Once the battery box is installed, turn on the battery switch, start to operate the wheelchair. (See Fig. 03)



Dismount the battery:

Remove the battery box from the wheelchair by pressing the button and lifting up on the battery handle. (See Fig. 04)

