

The Ares 1P is designed to perform emission and immunity tests on military and aeronautic devices. The design of the structure is optimised for maximum performances, in minimum space. The chamber and its absorbers are manufactured by SIEPEL.

CHARACTERISTICS

➤ Compliance & Performances

	DO-160G & MIL-STD-461G	
Measurement distance	1 m	1 m
Frequency range	80 MHz - 250 MHz	250 MHz - 40 GHz
Guaranteed performances	< -6 dB	< -10 dB
Compliance	Full-compliant	Full-compliant

SHIELDING EFFECTIVENESS COMPLIES WITH EN 50147-1 (10 kHz - 40 GHz)

➤ About our absorbers

- HY absorbers power handling: 2 kW/m² (CW).
- Both absorbers coated with either aqueous or plastic paint are classified ISO class 4 (ISO 14644-1:2015) clean room conditions.

➤ Dimensions (L x W x H)

Total overall including metallic frame	Internal usable
5 x 4.2 x 3 m	3.6 x 2.8 x 2.2 m
16 x 14 x 10 ft	12 x 9 x 7 ft

➤ Quality

- All absorbers batches are tested by SIEPEL for reflectivity performances between 30 MHz – 1000 MHz.
- Our raw materials are compliant to RoHS / REACH and free of substances in the current list of Substances of Very High Concern (SVHC) published by the European Chemicals Agency (ECHA).

OUR STRENGTHS

- ⊕ High-quality components & parts
- ⊕ Guarantee of 20 years for the RF performances of our absorbers
- ⊕ Guaranteed performances
- ⊕ Control of performances before shipment
- ⊕ Measurement department accredited ISO/IEC 17025:2005 (accreditation n° 1-6220, scope available on www.cofrac.fr)
- ⊕ Fast delivery: permanent stock available off the shelves
- ⊕ Setting-up of the chambers by our dedicated installation team




CONFIGURATION



MODULAR SHIELDING

Self-standing structure up to 18 (40) GHz
Steele stiffeners




DOOR

Manual single leaf swing door
Clearance 0.9 x 2.1 m



WALL PANELS

Penetration panel including coaxial feedthroughs and waveguides




VENTILATION

Honeycomb air vents
300 x 300 mm up to 18 (40) GHz



POWER DISTRIBUTION

Power filter single phase 32 A - 50/60 Hz
Power filter three-phase 32 A - 50/60 Hz
Electrical package: power distribution, lighting



OPTIMISED ABSORBER LINING

Microwave pyramidal absorbers (full lining of walls and ceiling)



TEST TABLE

Dimensions: 2.5 x 1 x 0.9 m with copper strips



PROJECT REALISATION

Project management
Technical design & study
On-site installation



PERFORMANCE VERIFICATION

Shielding effectiveness at 900 MHz at critical locations

All rights reserved. Information presented in this document are not contractual & subject to modifications without notice.

AVAILABLE OPTIONS

- Shielded control and amplifier rooms
- Plastic paint for pyramidal absorbers with wide range of colors
- Other types and dimensions of doors
- Electrically-assisted door latching/unlatching
- Antenna positioners
- Floor hatches with connection points
- Additional power filters, data filters and special feedthroughs
- CCTV / Audio monitoring systems
- Fire detection systems
- On request, some measurements can be accredited ISO 17025 (accreditation number 1-6220, scope available on www.cofrac.fr).
- Automotive / RadioCom standards compliance
- Many other options on demand



FOR OTHER EMC CHAMBERS
PLEASE REFER TO OUR
DATASHEET
«HOW TO CHOOSE AN
ANECHOIC CHAMBER»