

# ACC

## CAPACITIVE COUPLING CLAMP FOR AUTOMOTIVE TESTING



### FOR TESTS ACCORDING TO ...

- › ISO 7637-3:2007
- › ISO 7637-3:2016

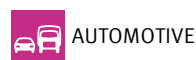
### COUPLING OF FAST TRANSIENT PULSES TO I/O LINES

The capacitive coupling clamp ACC is used to couple fast transient pulses to I/O lines as required in different national and international standards and car manufacturer specifications for automotive testing. The effective coupling capacitance depends on the diameter and the material of the used cables. A typical value will be around 100 pF.

### HIGHLIGHTS

- › **Strictly acc. to ISO 7637 and many car manufacturer specifications**
- › **Precise construction with highest quality surfaces**
- › **Accept cables up to 40 mm diameter**
- › **Characteristic impedance 50 Ohm**

### APPLICATION AREAS



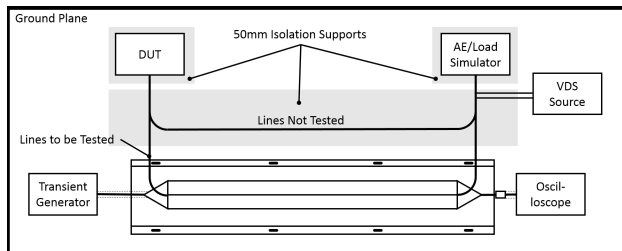
**TECHNICAL DETAILS**

**BENEFITS**

The coupling on signal lines can usually not be effected capacitively without interfering with the signal flow. It is often impossible to contact the required circuit (direct), e.g. coaxial or shielded cables. In this case the coupling is realized with the capacitive coupling clamp. The interference simulator can be connected via a coaxial cable on both sides of the ACC coupling clamp.

**TEST SETUP**

**TESTS WITH THE CAPACITIVE COUPLING CLAMP:**  
The coupling clamp has to be terminated with a 50 ohm attenuator at one end. If the EUT is built up by two different equipment, the test should be conducted on each single equipment with the required distance.



**ACC CAPACITIVE COUPLING CLAMP**

**ACC CAPACITIVE COUPLING CLAMP**

Max. Voltage	1.00 kV
Dimension Coupling plate	1000 mm x 140 mm, (total 1200 mm)
Height	27 mm between Reference GND - Coupling plate,
Connector	High voltage connector, coaxial
GND connection	screw slots
DUT cable	up to 40 mm diameter

**INCLUDED ACCESSORIES**

KW 50	Coaxial 50 ohm attenuator for EFT/Burst transient calibration
HVE 1 m	Cable for connecting a UCS 200N to the ACC

**GENERAL DATA**

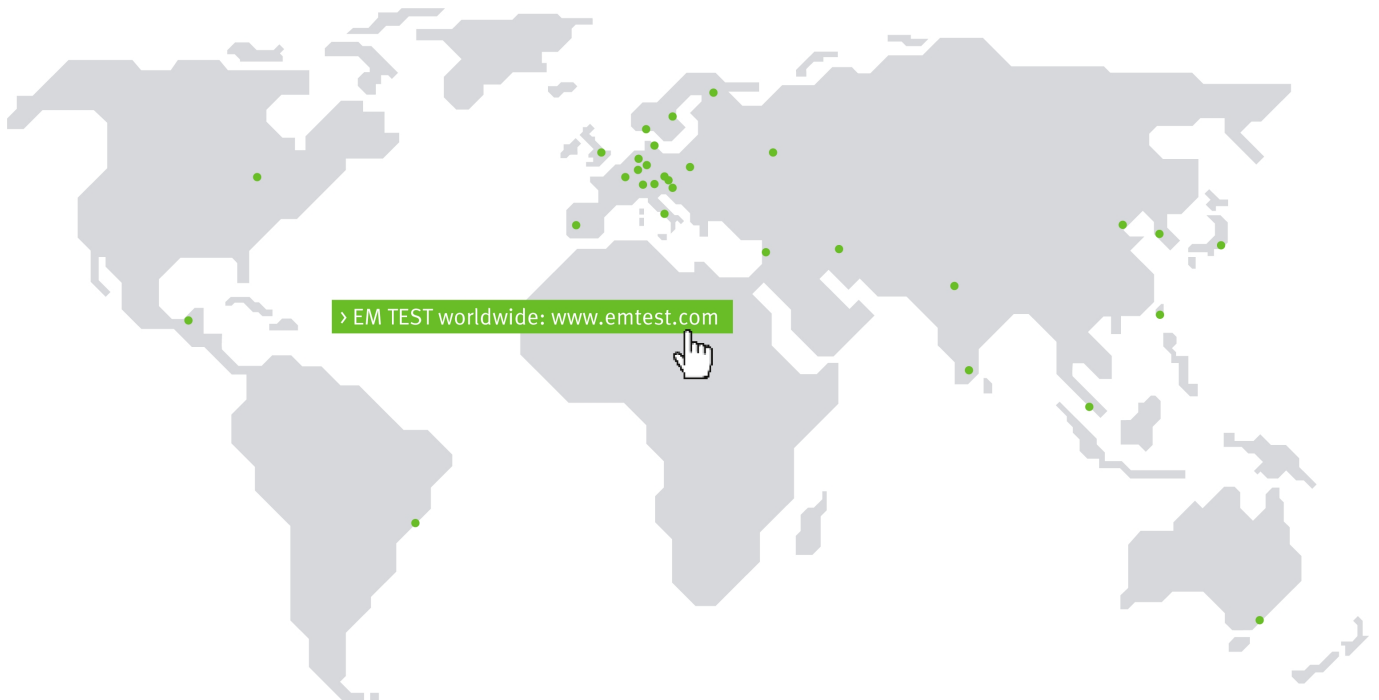
**ENVIRONMENT**

Temperature	10° C to 40° C
Rel. humidity	Max. 85 %, non condensing
Atmospheric pressure	86 kPa (860 mbar) to 106 kPa (1,060 mbar)

**DIMENSION AND WEIGHT**

Dimension	1250 mm x 300 mm x 93 mm, L x W x H
Weight	11.5 kg

# COMPETENCE WHEREVER YOU ARE



## CONTACT EM TEST DIRECTLY

### Switzerland

EM TEST (Switzerland) GmbH > Sternenhofstraße 15 > 4153 Reinach > Switzerland  
 Phone +41 (0)61/7179191 > Fax +41 (0)61/7179199  
 Internet: www.emtest.ch > E-mail: sales.emtest@ametek.com

### Germany

AMETEK CTS Germany GmbH > Lünener Straße 211 > 59174 Kamen > Deutschland  
 Phone +49 (0)2307/26070-0 > Fax +49 (0)2307/17050  
 Internet: www.emtest.com > E-mail: info.cts@ametek.de

### France

EM TEST FRANCE > Le Trident - Parc des Collines > Immeuble B1 - Etage 3 > 36, rue Paul Cézanne > 68200 Mulhouse > France  
 Phone +33 (0)389 31 23 50 > Fax +33 (0)389 31 23 55  
 Internet: www.emtest.fr > E-mail: info@emtest.fr

### Poland

EM TEST Polska > ul. Ogrodowa 31/35, 00-893 Warszawa > Polska  
 Phone +48 (0)518 64 35 12  
 Internet: www.emtest.com/pl > E-mail: infopolska.emtest@ametek.com

### USA / Canada

AMETEK Compliance Test Solutions > 52 Mayfield Ave. > Edison > NJ 08837  
 Phone +1 (732) 417-0501  
 Internet: www.emtest.com > E-mail: sales.emtest@ametek.com

### P.R. China

E & S Test Technology Limited > Rm 913, Leftbank > No. 68 Bei Si Huan Xi Lu > Haidian District > Beijing 100080 > P.R. China  
 Phone +86 (0)10 82 67 60 27 > Fax +86 (0)10 82 67 62 38  
 Internet: www.emtest.com > E-mail: info@emtest.com.cn

### Republic of Korea

EM TEST Korea Limited > #405 > WooYeon Plaza > #986-8 > YoungDeok-dong > Giheung-gu > Yongin-si > Gyeonggi-do > Korea  
 Phone +82 (31) 216 8616 > Fax +82 (31) 216 8616  
 Internet: www.emtest.co.kr > E-mail: sales@emtest.co.kr

Information about scope of delivery, visual design and technical data correspond with the state of development at time of release. Subject to change without further notice.