

DESCRIPTION

- SMD LED technology for indoor installation.
- Hours, minutes and seconds display.
- Fixed or alternate time with date or week number display or timer display or temperature (probe integrated to the clock) or chronometer display (optional chronometer keyboard - count or countdown).
- Height of digits 7 cm (seconds: 5 cm), optimal viewing distance: 30 metres.
- Angle of vision: 120°.
- LED colours: red, green, yellow, blue and white.
- Models: independent, impulse, wireless ALS+DCF, wireless DHF, AFNOR, NTP/ETH and NTP/Wi-Fi.



STANDARDS

- EMC: EN55032, EN55024.
- LVD : EN62368-1.
- RED (radio models): EN301-489-3.
- EEE 802.11 b/g (NTP/Wi-Fi model)

GENERAL FEATURES

- **Adjustable brightness**..... 4 levels.
- **Display mode**..... 12 or 24 h.
- **Eco mode**..... Programmable energy saving or predefined over a time period.
- **Time change**..... Automatic summer/winter time changeover and perpetual calendar.
- **Time base backup**.....
 - Independent model: 15 days in case of power failure.
 - Impulse model: in case of power failure, data saving and impulses reception without battery.
 - Synchronised models: at each start the clocks wait for the synchronisation signal.
- **Time accuracy**..... 0.2 second/day (except NTP model: precision dependent on the time server).
- **Operation**..... Silent.
- **Digit**..... 7 segments with 4 LEDs (hours-minutes) and 7 segments with 3 LEDs (seconds).
- **Hours and minutes separating**..... Colon made of LEDs.
- **Configuration**..... Deux boutons capacitifs.
- **NTP/ETH and NTP/Wi-Fi models**.....
 - Synchronisation unicast, multicast and by DHCP.
 - Advanced configuration from the embedded web server.

MECHANICAL FEATURES

- **Construction**..... ABS/PMMA black (IP30, IK07) and PMMA (poly methyl methacrylate) cristal.
- **Operating temperature range**..... -5 to +55°C.
- **Weight**..... 1.5 Kg.
- **Dimensions**..... See on the back.

ELECTRICAL FEATURES

- **Power supply**.....
 - Independent, impulse, AFNOR, radio DHF and NTP/Wi-Fi: 100-240VAC.
 - Wireless ALS+DCF model: 230VAC.
 - NTP/ETH model: PoE (Power over Ethernet) – class 0.
- **Consumption (max)**.....
 - 100-240 VAC ; 250-150 mA.
 - 230 VAC ; 35 mA.
 - NTP/ETH receiver; 4 W (red, green, yellow) ; 1,7 W (blue, white).
- **Electric protection**.....
 - NTP/ETH model: Class 3.
 - Other Synchronisations: Class 2.

STYLE 7S REFERENCES (BY SYNCHRONISATION)

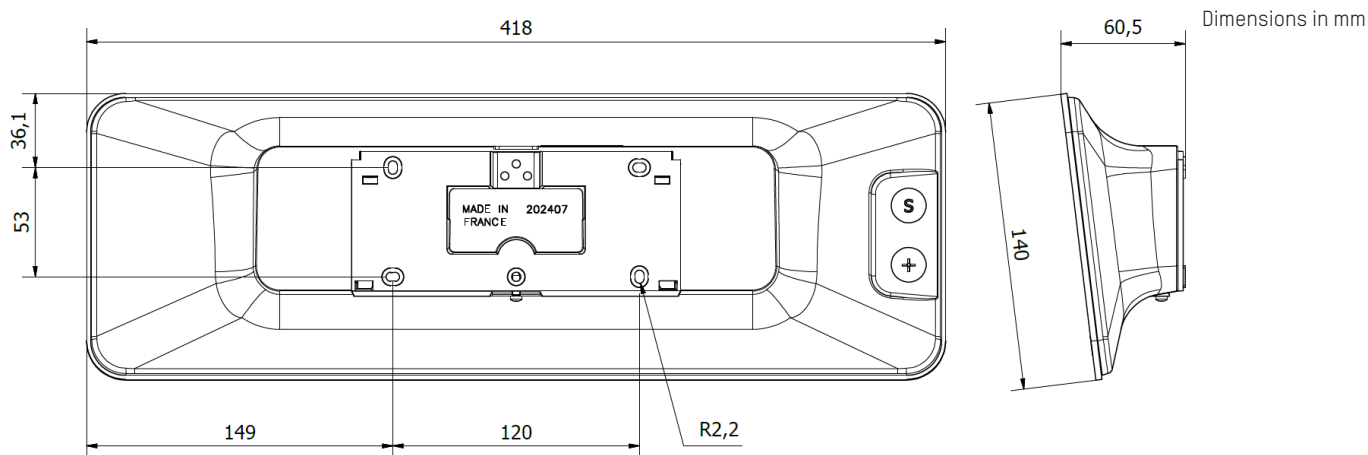
- | | |
|--|---|
| • 946 B1x Independent model | • 946 B8x NTP/Wi-Fi model |
| • 946 B2x Impulse model | • 946 001 Double sided hanging bracket |
| • 946 B3x ALS+DCF model | • 946 002 Single sided hanging bracket |
| • 946 B4x DHF model | • 946 051 Style Timer Controller |
| • 946 B5x AFNOR model | • 946 080 External Wi-Fi antenna |
| • 946 B7x NTP/ETH model | |



Specify the LED colour by replacing the "x" in the reference number by: 1: red - 2: green - 3: yellow - 4: blue - 5: white



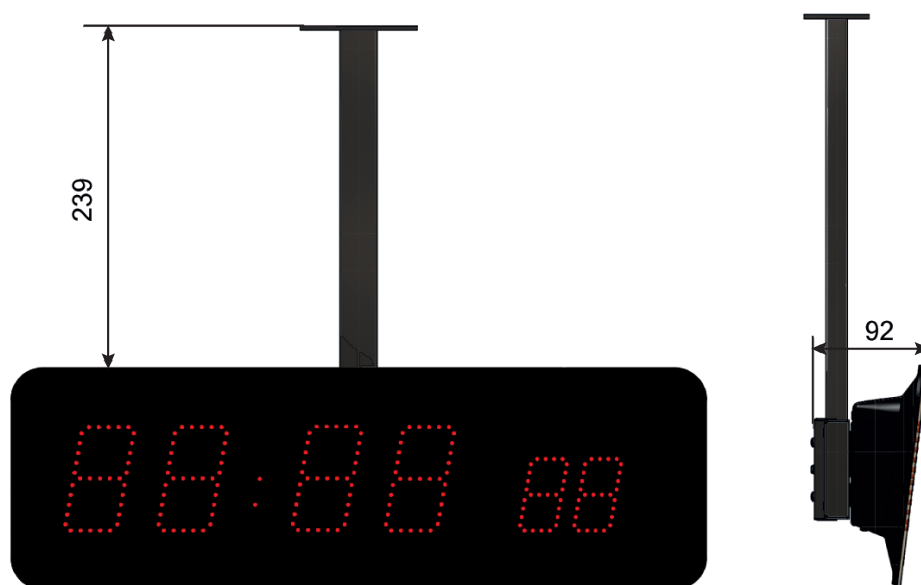
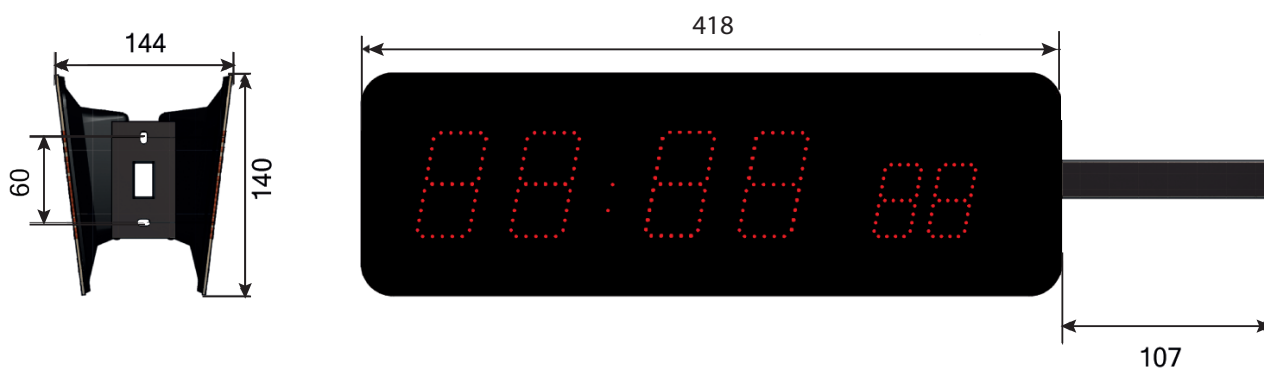
WALL MOUNTING



MOUNTING ON HANGING BRACKET

- The hanging bracket makes possible to hang the clock from the ceiling or from the wall.
- Construction: Steel.
- Colour: Black.

Dimensions in mm



DESCRIPTION

- Style 7S flush mounting indoor digital clock having the same electronics and the same operation than the normal version except for the temperature. However the mechanics are different to allow for flush mounting in a wall.
- LED colours: red.
- Models: independent, impulse, wireless DHF*, AFNOR and NTP/ETH.

FLUSH MOUNT VERSION



GENERAL FEATURES

- Same as Style 7S normal version (see page 1)

MECHANICAL FEATURES

- **Construction**..... Black steel (IP30, IK07) and PMMA (poly methyl methacrylate) cristal.
- **Operating temperature range**..... 0 to +50°C.
- **Weight**..... 2.5 kg.
- **Dimensions**..... See next page.

ELECTRICAL FEATURES

- Same as Style 7S normal version (see page 1)

REFERENCES STYLE RECESSED 7S (BY SYNCHRONISATION)


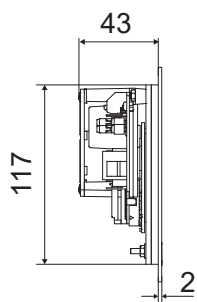
- **946 B11 F**..... Independent model
- **946 B21 F**..... Impulse model
- **946 B41 F**..... DHF model*
- **946 B51 F**..... AFNOR model
- **946 B71 F**..... NTP/ETH model
- **946 015**..... Back cover for flush mounting

*Flush mounting is possible but not in metallic partition or equivalent which would perturb the reception of radio signal.

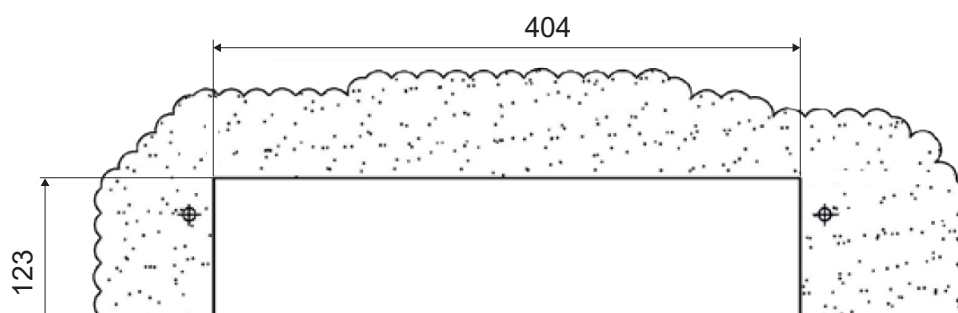
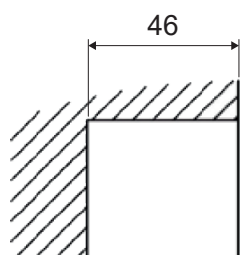
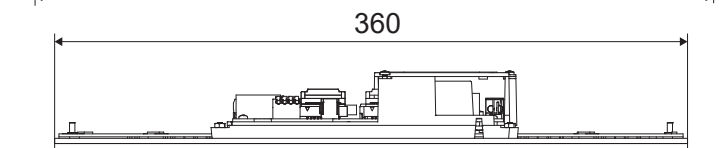
DIMENSIONS

Dimensions in mm

Clock



Size



Flush mounting back cover

