

Solawatt Small Area 12V Solar Modules


These modules are the ideal solution for industrial power applications as well as 4WD, camping, caravanning, boating and recreational activities wherever power is required for lights, small TV, camping fridge, pump or other small appliances.

Features:

- Product Line Breadth – products range from 5 watts to 160 watts
- High efficiency monocrystalline silicon solar cells.
- Low iron, high transmission glass is used for strength and high-power output
- Weather-resistant IP65 junction box
- Framed with a strong, robust and corrosion-resistant aluminium frame with multiple mounting holes for ease of installation

Applications


- Stand-Alone Power Systems
- Telecommunications
- Telemetry
- Caravans, campervans, boats
- Electric fence energisers
- Battery maintenance
- Outdoor lighting
- Water Pumping



Model	SW-M5W	SW-M10W	SW-M20W	SW-M30W	SW-M40W	SW-M50W	SW-M60W	SW-M80W	SW-M105W	SW-M160W
Nominal Peak Power Watts	5	10	20	30	40	50	60	80	105	160
Cell type	Monocrystalline									
Cells per module	3*12	4*9	2*18	2*18	3*12	3*12	3*12	4*9	4*9	4*9
Module size (mm) L x W	250 x 185	335 x 235	430 x 345	605 x 345	550 x 505	650 x 505	770 x 505	770 x 670	1200 x 540	1475 x 670
Frame depth (mm)	25mm Note: Junction box protrudes beyond frame by ~2mm						30		35	
Maximum Power Voltage Vmp (V)	17.8	17.8	17.8	17.8	17.8	17.8	17.8	17.8	17.5	17.8
Maximum Power Current Imp (A)	0.28	0.56	1.12	1.69	2.25	2.81	3.37	4.49	6.00	8.99
Open circuit voltage Voc (V)	22.3	22.3	22.3	22.3	21.6	21.6	22.3	22.3	21.6	22.3
Short circuit current Isc (A)	0.30	0.61	1.21	1.82	2.43	3.03	3.64	4.85	6.84	9.71
Power Output Tolerance-Pmax(%)	+/-3%									
Operating temperature	-40 to +85°C									
Max system voltage	1000V DC									
Net Weight (kg)	1kg	1.2kg	2kg	2.5kg	3.2kg	4.6kg	5kg	6kg	9kg	12kg
Junction box IP rating	IP65									
Diode	1 bypass diode						2 bypass diodes			
Connection	Openable junction box, no cable				Waterproof junction box; 2 x 0.9m long 2.5mm ² cables; with male & female connector			Waterproof junction box; 2 x 0.9m long 4mm ² cables; with male & female connector		
Accessories	Pair of connectors only; SW cables 1M, 4M, 12M fitted with male & female connector									
Warranty	Workmanship and materials: 5 years. Power output: at least 90% after 10 years and more than 80% after 25 years.									

Specifications subject to change without notice

Portable folding module kits




Solawatt folding module kits are designed to provide portable 12 volt power wherever you need it.

Available in 4 sizes from 80W to 200W

Features:

- Padded, moulded carry bag
- Heavy duty carry handle, hinges and clasps
- Sturdy adjustable legs
- Weatherproof solar charge controller with LED indicator
- 5m cable with heavy duty Anderson connectors between module-regulator & regulator-battery clamps
- All cabled up ready to use
- 2 year warranty



These kits are the ideal solution for 4WD, camping, caravanning, boating and recreational activities wherever power is required for lights, small TV, camping fridge, pump or other small appliances.

Model	SW-FM80W	SW-FM120W	SW-FM160W	SW-FM200W
Nominal Peak Power	80W (2 x 40W)	120W (2 x 60W)	160W (2 x 80W)	200W (2 x 100W)
Power tolerance	+/-3%			
Cell type	Monocrystalline			
Open circuit voltage (Voc)	21.6V			
Voltage at maximum power (Vmp)	17.6V	17.5V	17.5V	17.5V
Short circuit current (Isc)	4.9A	7.4A	9.88A	12.34A
Current at maximum power (Imp)	4.54A	6.86A	9.14A	11.42A
Maximum system voltage	600VDC			
NOCT (Nominal Operating Cell Temperature)	45°C +/-2°C			
Operating temperature - module	-40°C to +85°C			
Operating temperature – charge	-35°C to +55°C			
Module folded size (mm) in carry bag	505x550x60	505x825x80	505x1005x70	670x1005x70
Module open size (mm)	1014x550x30	1014x825x35	1014x1005x35	1344x1005x35
Module net weight (kg)	9.2	13.0	15.2	19.0
Module gross weight (kg)	11.0	16.0	19.4	23.2
Solar charge controller	PWM 12V 10A; IP66 rated		PWM 12V 20A; IP66 rated	