

WHY CHOOSE NATURE LOO?

We keep our patented design simple so that prices and ongoing maintenance costs stay low.

The Nature Loo solution is free of odours, chemicals, pollution, pumps and high maintenance and electrical costs. It also saves the typical family some 35,000 litres of water per year.

*Nature Loo composting toilets
certified to Australian and
New Zealand Standard
1546.2*

CONTACT

1300 138 182
(+61) 7 3889 6144
www.natureloo.com.au
info@natureloo.com.au

Proudly distributed by:

nature LOO[®]
It's only Natural.
Waterless Composting Toilet

Classic 650 Model



FEATURED MODELS



Model pictured
Nature Loo Classic
650-2

CLASSIC 650-2 PACKAGE INCLUDES:

- 2 x composting chambers (55 cm H x 46 cm W).
- Waste connecting chute (up to 70 cm in length as standard but additional lengths can be supplied).
- Ventilation system including a 1 x 12 volt 2 watt fan and transformer
- 2 x Nature Quick Microbe starter bags
- 1 x 125ml Nature Flush Enzymes & spray bottle
- 2 x Bags of bedding material /bulking agent
- Easy to follow DIY Installation and Maintenance manual

**Capacity: 1 person on a permanent basis
2 people on a part-time/ weekend accommodation**

If you are using solar power, we offer the following solar power systems:

- 1 x 20W Panel w/7Ah Battery or 1 x 40W Panel w/35Ah Battery
- 1 x Apple Controller w/ Cables (Soldered.In Panel Box)

Note: We can supply 24 volt 2 watt fan, if required.

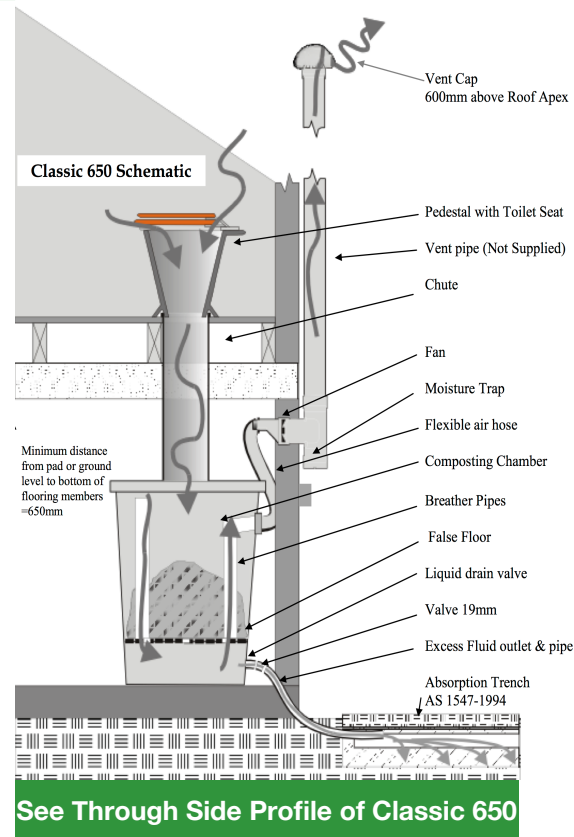
Classic 650-3

Capacity: 1 adult & 1 child on a permanent basis
3-4 people on a part-time/ weekend accommodation.

Note: For Classic 650-3, there will be an additional 'Out of Service' chamber and associated fittings to allow for longer composting time, as well as an additional Nature Quick Microbe bag.










HOW IT WORKS?



All **Nature Loo Classics** come complete with everything required for installation except, for reasons of freight cost, the external vent pipe and absorption trench materials (for the excess liquid drain), which can be bought directly from your local hardware store for around \$150.

PEDESTAL & SEAT SELECTION

Pedestal	Options	Description
Pandora	  Timber seat White seat	A solid fibreglass pedestal with a traditional hourglass design.
Palisade	 Standard Palisade	A solid fibreglass pedestal with a modern design - elegant curves and straight back.
Pasadero UD	 Standard Pasadero	Top of the line urine diverting pedestals with an identical design to the Palisade.
Polymarble	   White Seat Timber Seat Timber Seat	It has a polished interior and exterior giving a porcelain like finish.

Selection guide:
Please choose the pedestal & seat option to suit your Classic 650 system.

Check our website NATURELOO.COM.AU for more available models.

Call us today on 1300 138 182
07 3889 6144