

5 PCS ORTHOPEDIC PILLOW SET

User Manual

LUXONE



Table of contents

- Introduction 3
- What's included? 4
- Benefits & Features 5
- Getting started 6
- How to use the pillow set 7
- How to use the vacuum bags 8
- How to care & Precautions 9
- Warranty 10

Thank you for choosing Luxone.

Welcome to a whole new, intuitive, relaxation experience! You are on your way to having a more delightful rest and relaxation with our intelligently designed 5pcs orthopedic pillow set. It includes five unique-sized cushions to help keep your head, shoulders, back, arms and legs in healthy positions that help prevent common tightness and pains. Customize your ideal configuration to support your body while you sit, read, relax and sleep. Your comfort possibilities are endless!

At Luxone, customer satisfaction is our number one priority. So if for any reason there is anything missing, incorrect, not fitting or different than you expected, please reach out to us. We'd love to have the opportunity to take care of you and provide total satisfaction.

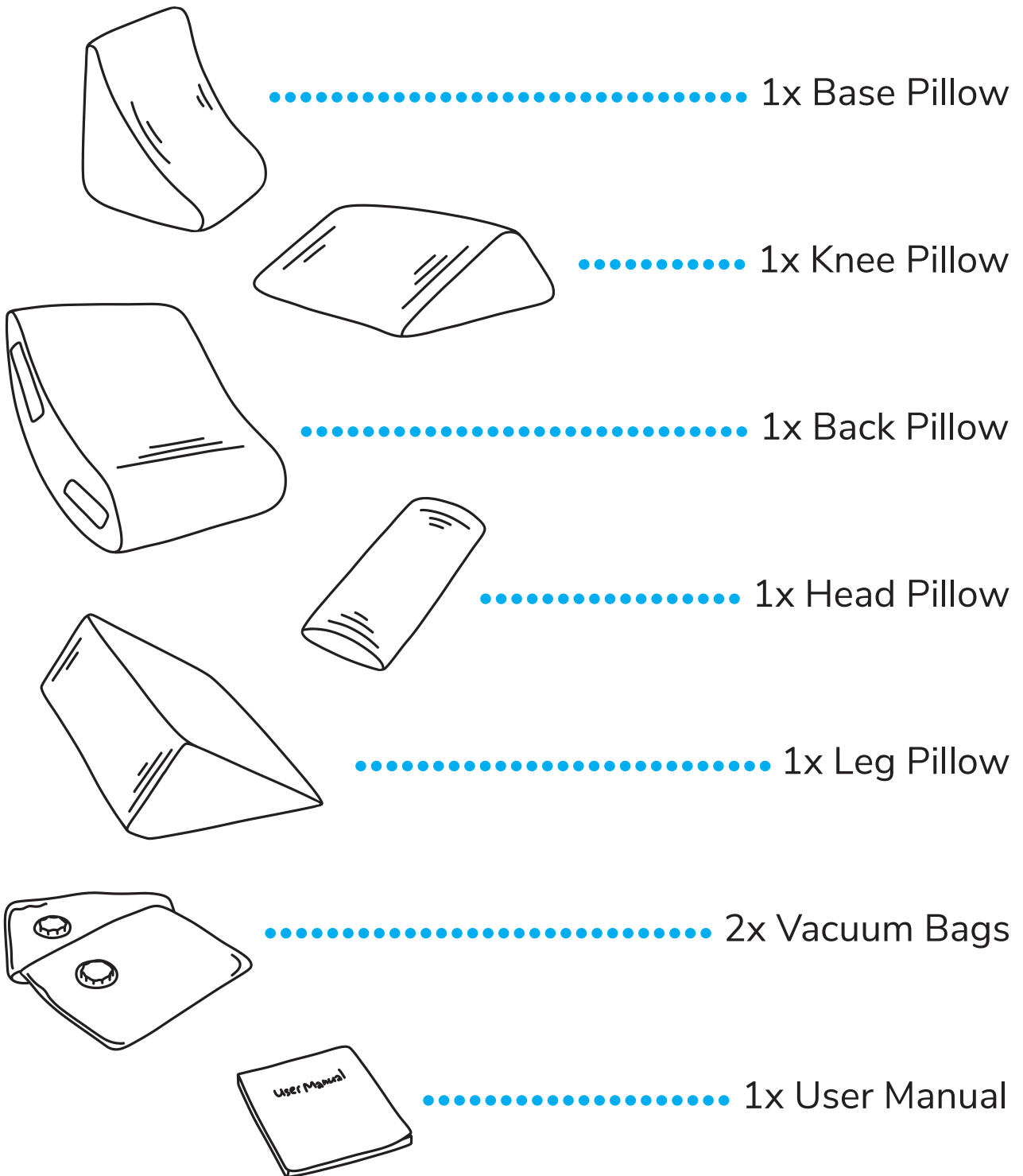
Our helpful customer support is here for you:

Customer Support: support@tryluxone.com

LUXONE

What's included?

Luxone 5 pcs orthopedic pillow



Benefits & Features

Supportive cushioning

Our 5 pcs orthopedic pillow set provides firm and supportive cushioning for your neck, back, knees and legs.

Versatility

Pillows can be arranged to fit any position you please. You can use it on the bed, couch, floor, or any flat surface while you read, watch, eat, work, lounge, or sleep.

Quality

Our 5 pcs orthopedic pillow set was designed with attention-to-detail to bring pain relief & relaxation to your daily life.

Simple and easy to use

No complicated assembling is required. You can lay it out and use it immediately.

- ✓ Help relieve back pain and muscle spasms
- ✓ Improve circulation while you relax
- ✓ Reduce symptoms of acid reflux and GERD
- ✓ Recover from injuries and accidents
- ✓ Provide comfort during pregnancy and breastfeeding
- ✓ Support shoulders after surgery
- ✓ Minimize snoring
- ✓ Washable cover

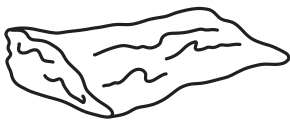
Getting Started



1. Take the compressed pillow set out from the box and remove the plastic wrapping carefully. (DO NOT USE ANY SHARP ITEM TO OPEN THE PLASTIC WRAPPING!)



2. Place the pillows in a flat and well-ventilated area



3. Let the pillows expand for 24 hours to fully expand to their original shape



4. Arrange the pillows in any position you want and enjoy!

TROUBLESHOOTING

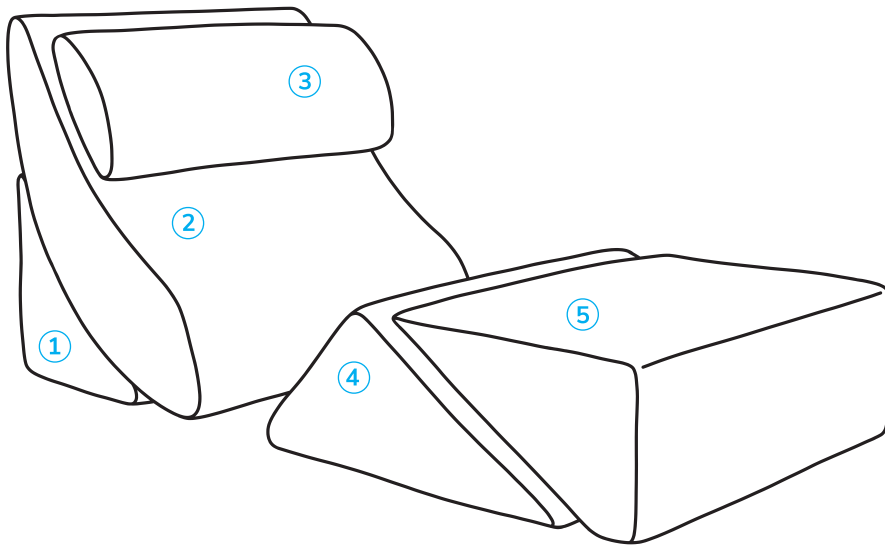
**THE PILLOWS
LOOK DEFLATED**

The pillows have been compressed for a long time so let the pillows recover their original shape for at least 24 hours

**INDUSTRIAL SMELL
COMING FROM
THE PILLOWS**

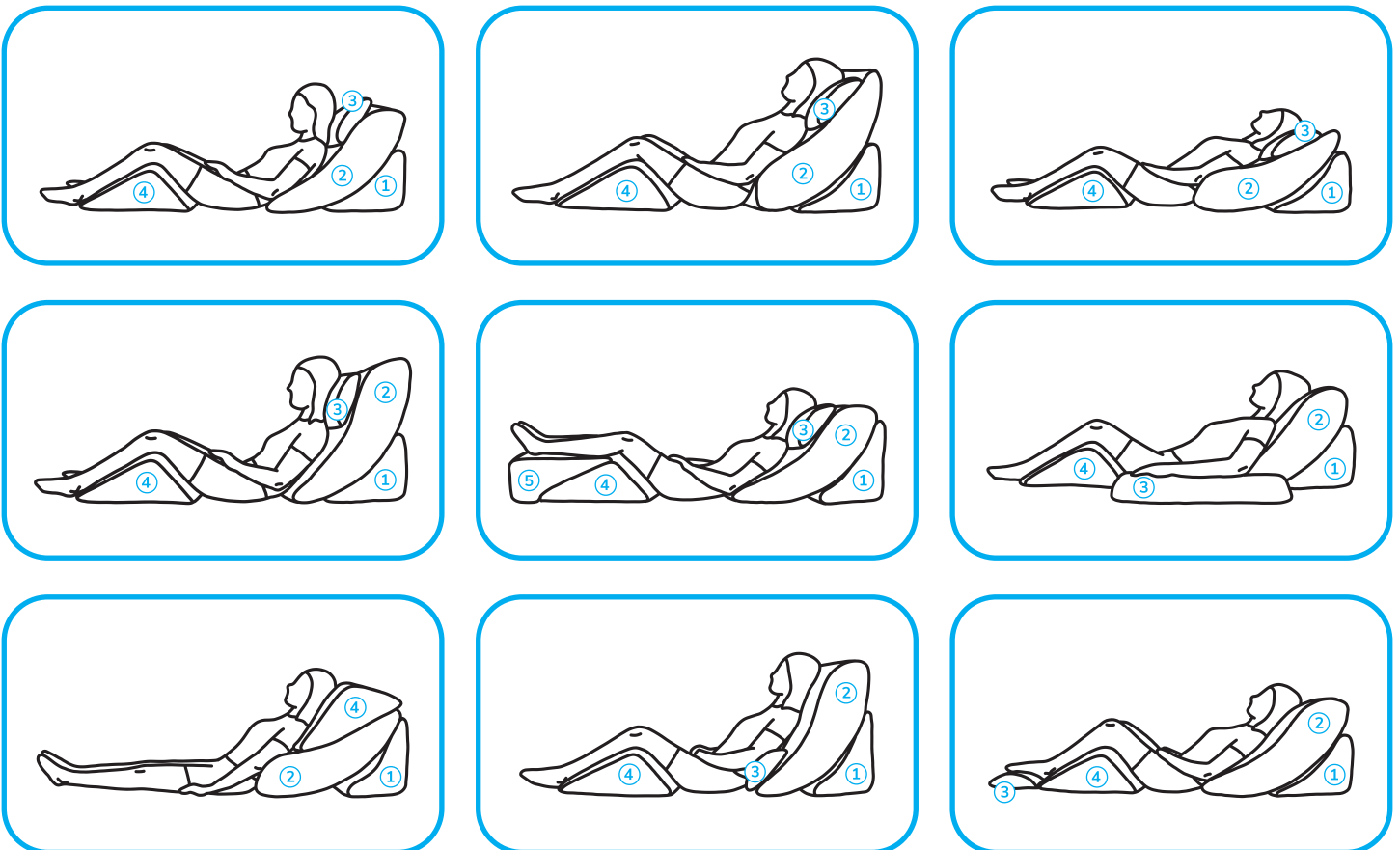
The pillows have been stored for a long time so let the pillows ventilate at least 24 hours before using

How to use the Luxone 5 pcs orthopedic pillow set

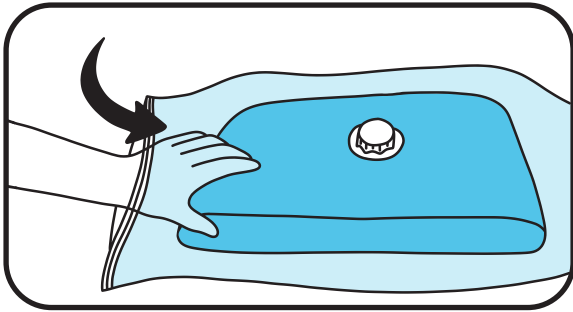


- 1 - Base Pillow
- 2 - Back Pillow
- 3 - Head Pillow
- 4 - Knee Pillow
- 5 - Leg Pillow

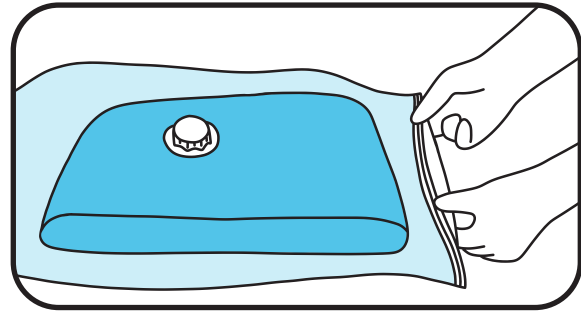
Luxone 5pcs orthopedic pillow set can be used in various positions



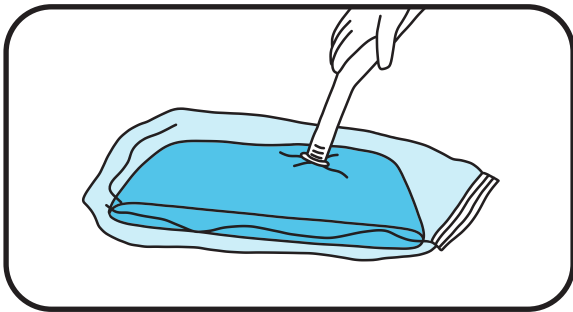
How to use the space-saving vacuum bags



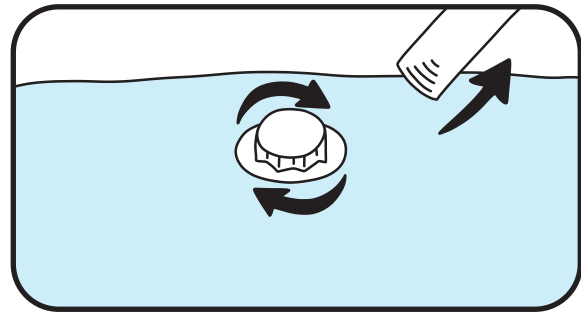
1. Place the open bag on a flat surface and insert the pillows inside the bag.



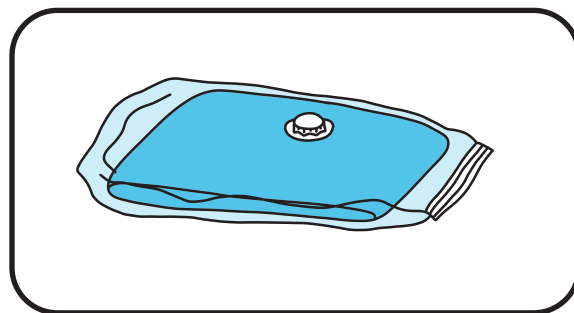
2. Close the bag and seal the bag by sliding the zipper.



3. Open the valve cap and place the vacuum hose into the valve. Turn on the vacuum and you should see the bag begin to shrink as air is removed.

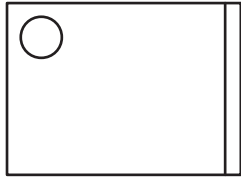


4. After the bag stops shrinking, you've completed the process. Turn off the vacuum, remove the vacuum hose from the valve and close the lid.



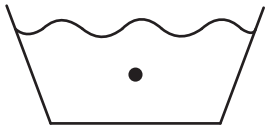
5. Now your pillows are safely stored in a space-saving vacuum bag that you can store on a smooth and flat surface such as a closet, cupboard, or under the bed. Make sure there are no sharp objects near the bag that could damage the bag. Keep the vacuum bag away from the heat source and children.

How to care instructions



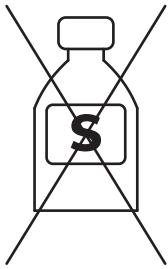
STORE IN VACUUM BAG WHEN NOT IN USE

When not in use, store the pillow using a vacuum bag in a cool, dry place.



COVERS CAN BE MACHINE WASHED COLD

Pillow covers are machine washable with cold water.



KEEP AWAY FROM SOLVENTS & HARSH DETERGENTS

Keep away from solvents and other harsh detergents.

Be extra careful when removing the covers from the pillows to avoid ripping them up.

Precautions

- Do not wear any jewelry or use any sharp objects when using the Luxone orthopedic pillows
- Do not use Luxone orthopedic pillows in high temperatures or near corrosive gas
- Do not place Luxone orthopedic pillows against any wall to prevent them from getting dirty



Luxone 5 pcs orthopedic pillows set is designed as a personal care product only. It is not designed to be used to diagnose or be used as a treatment for any health disorder.



**ACTIVATE YOUR 1 YEAR
FREE WARRANTY NOW**

*Register within 7 days after receiving your product

BY REGISTERING YOUR PRODUCT YOU WILL GET:



1-YEAR WARRANTY

Extended 12 months warranty to your product



PRIORITY CUSTOMER SUPPORT

Our support team can solve your issue better and faster

REGISTER ONLINE NOW AND GET THE BENEFITS

JUST GO TO ↘

www.tryluxone.com/warranty

or scan this code:



Need help? | Customer service: support@tryluxone.com

