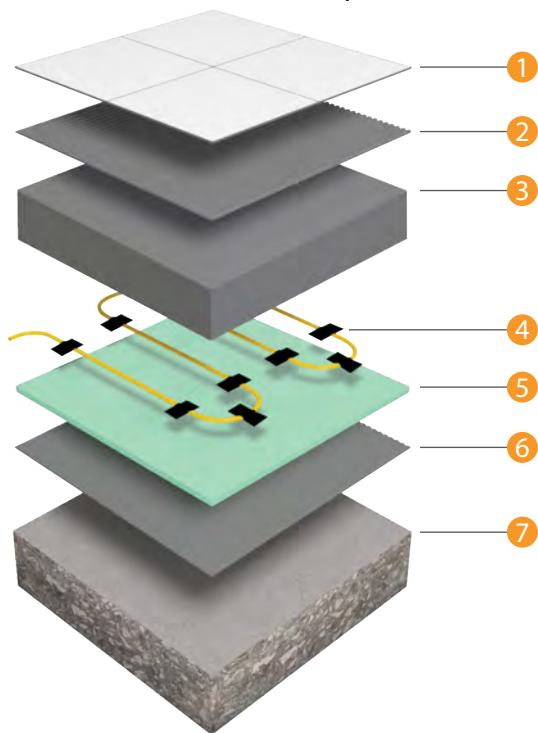


# Thermoscreed In Screed Heating Cable Kits

For Installation In Screeds Up To 50mm Thick



- ① Tiled floor finish
- ② Flexible tile adhesive
- ③ Sand & cement screed
- ④ Thermoscreed 18W/Lm Loose Wire
- ⑤ Econobard uncoated insulation board
- ⑥ Flexible tile adhesive
- ⑦ Concrete substrate



**Lifetime Warranty**

We are so confident in the quality of Thermoscreed Underfloor Heating that we give each cable a warranty that lasts a Lifetime with 3 year warranty on the Thermostat.



**Robust, hard wearing cable**

The advanced protective PVC coating on Thermoscreed cables protects the heating element during installation and provides a long product life span.



**In Screed heating**

Suitable for installation in screeds of 20mm to 50mm, and is recommended to be fixed to insulation boards.



**Efficient storage heating effect**

In Screed systems have a slower heat up and cool down time and are suited to rooms that are in constant use.



**Primary or secondary heating**

Thermoscreed is suitable for both primary and supplementary heating applications provided the property is adequately insulated.



**Flexible cable spacing**

The heating output per m<sup>2</sup> can be adjusted by varying the cable spacing to achieve your architects designed heating output for the room. We recommend an output of 180-200m<sup>2</sup> under screed

## Technical Data



**Kit includes:** Thermoscreed cable, Cloth Tape, Black Programmable Thermostat (5226A), Floor temperature sensor, Sensor conduit, Cable monitor, Installation Guide & Warranty Form.

Thickness	5.5mm
Max. Temperature	28°C *
Protection rating	IP67
Warranty	Lifetime on cable, 3yrs on thermostat
Wattage	18W/lm
Conductor Type	Single Ended
Cold Tail Length	3m

\* Regulated by floor sensing thermostat



## Installation Accessories

Thermoscreed In Screed heating cables can be fixed in position with one of three fixing methods. The Cloth Tape is the standard fixing method used on any substrate. Optional methods included the Galvanised Fixing Profile for fixing onto concrete or timber substrates or In Screed Cable Mesh for use on a waterproofed substrate.




**3255**  
Cloth Tape

A 25m roll of Cloth Tape is included in Thermoscreed Kits as a standard fixing method for use on any substrate.



**3259**  
Galvanised Fixing Profile

Galvanised steel fixing profile can be mechanically fixed to timber or concrete substrates. Allow 1m of fixing strip per 6m of heating cable.



**3263**  
In Screed Cable Mesh

A 4.5<sup>2</sup> roll of loose lay mesh which is designed for loose laying over a waterproofed substrate.

## Thermoscreed In Screed Standard Control Kits (Black)

Stock Code	Length (m)	Area (m <sup>2</sup> )	Output (W)	Resistance (Ω)
3050TB	11.0	1.0 - 1.2	200	264.5
3051TB	16.5	1.3 - 1.7	300	176.3
3052TB	22.0	1.8 - 2.2	400	132.2
3053TB	27.5	2.3 - 2.7	500	105.8
3054TB	33.0	2.8 - 3.2	600	88.2
3055TB	39.0	3.3 - 3.8	700	75.6
3056TB	45.0	3.9 - 4.6	850	62.2
3057TB	55.0	4.7 - 5.6	1000	52.9
3058TB	69.0	5.7 - 6.8	1250	42.3
3059TB	76.0	6.9 - 7.6	1375	38.5
3060TB	94.0	7.7 - 9.4	1700	31.1
3061TB	116.0	9.6 - 11.7	2100	25.2
3062TB	144.0	11.8 - 14.4	2600	20.4
3063TB	183.0	14.5 - 18.3	3300	16.0

Area based on approximately 200W/m<sup>2</sup> for installation below the screed.

Thermoscreed Loose Wire Heating Cable Also available in (5220A) White Thermostat & (5246) Dual Thermostat.


## Thermoscreed Installation Accessories


Stock Code	Output (W)	Size
3263	In Screed Cable 50x50mm Mesh	4.5m <sup>2</sup>
3259	Galvanised Fixing Profile	25m
3255	Cloth Tape	36mm x 25m





## An Underfloor Heating thermostat that allows you to control your electric Underfloor Heating system remotely


Thermotouch 4.3dC has been redesigned with bathrooms in mind and can be installed in a portrait or landscape orientation, with 8 screen colour settings to choose from

- 

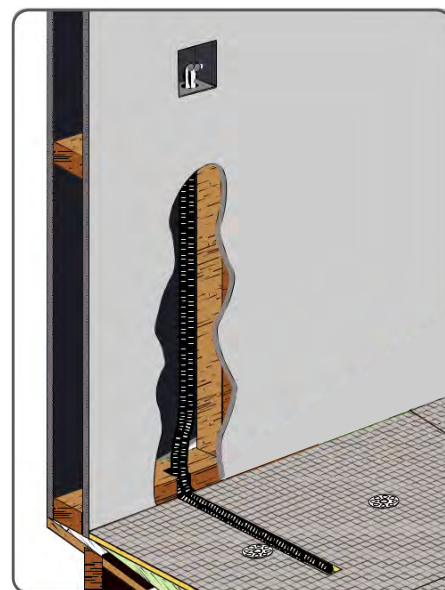
Control your underfloor heating and appliance (towel rail or mirror demister) from the same thermostat
- 

Built in ambient and external floor temperature sensors. Compatible with a wide range of popular floor sensor probes
- 

Customise your thermostat with a choice of portrait or landscape mode and 8 different colour screen settings
- 

Design an economical heating schedule for your underfloor heating and copy to your towel rail or mirror demister
- 

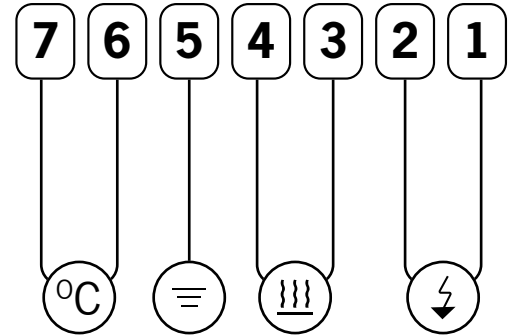
Manually boost your underfloor heating and towel rail until the next heating event or for 1, 2 or 4 hours



Floor temperature sensor should be installed in a conduit, within a clear area of the floor, and away from any other temperature influences.

## Wiring Diagram

1. Live - 240V supply
2. Neutral - 240V supply
3. Neutral - Underfloor heating
4. Live - Underfloor heating
5. Earth
6. Floor sensor (not polarity sensitive)
7. Floor sensor (not polarity sensitive)



## Box Contents

1 x Thermotouch 7.6iG

1 x Installation guide

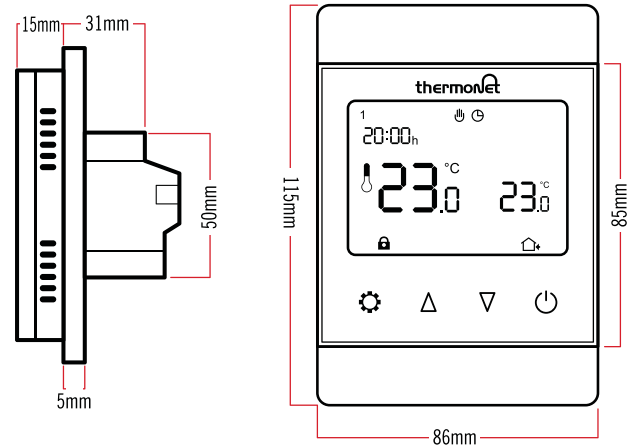
1 x 3m floor temperature sensor probe

1 x 2m sensor conduit

2 x Fixing screws

1 x Portrait mounting plate

## Dimensions (mm)



## Technical Data

Supply voltage	240V 50/60Hz
Maximum load	16A (3600W)
Backup storage	EEPROM (approx. 1 year backup)
Temperature range	5 ~ 80°C (0.5°C increments)
Accuracy	±0.5°C
Sensor rating	NTC 10kΩ @ 25°C
Consumption	2W
Warranty	3 years
IP rating	IP30
Width	86mm
Height	115mm
Depth	46mm (26mm in wall)