

# Canine

# Leishmania Ab

**AffIVET® Rapid Test Kit**

**AFG-VR-34**

**10 Tests**



# Material Required

- (10) Rapid Canine Leishmania Antibody Test Device
- (01) Assay Diluent Bottle
- (10) Disposable Capillary Tube
- (10) Anticoagulant tube
- (01) Instruction of Use
- (01) Timer (Not Provided)

The black line is the indicator line for 10  $\mu\text{L}$



## Storage

- 1) Store the test kit at 2~30°C. **DO NOT FREEZE.**
- 2) Do not store the test kit in the direct sunlight.
- 3) The test kit is stable within the expiration date marked on the package label.

# Principle

- AffiVET® Canine Leishmania (LSH Ab) Antibody Test is a chromatographic immunoassay designed for the qualitative detection of Leishmania infantum antibodies in canine whole blood, plasma, or serum.
- Utilizing highly selective Leishmania antigens as capture and detector materials, this kit offers precise and accurate detection of Leishmania antibodies in canine samples.



# Precautions

1. Use this test kit exclusively for canines; do not use it for other animals.
2. The test device is sensitive to both humidity and heat. Conduct the test immediately after removing the device from the foil pouch.
3. Avoid reusing any components of the test kit.
4. Apply the sample and assay diluent vertically.
5. Refrain from touching the membrane within the result window of the test device.
6. Do not use the test kit after the expiration date indicated on the package label.
7. Do not use the test kit if the pouch appears damaged or if the seal is broken.
8. Do not combine components from different lot numbers; each kit has undergone quality control testing as a standard batch unit.
9. Handle all samples as potentially infectious. Wear protective gloves when handling samples and wash hands thoroughly afterward.
10. Dispose of all samples, reaction kits, and potentially contaminated materials safely and in compliance with national and local regulations.
11. Strictly adhere to the test procedures to minimize the risk of obtaining false or invalid test results due to improper administration or usage.

# Sample Collection & Preparation

1) For this test, only Canine whole blood, serum, plasma, should be used.

## Whole blood

Collect blood in an anticoagulant tube. If not tested immediately, refrigerate at 2-8°C and use within 24 hours.

## Serum

Collect blood in a tube without anticoagulants (e.g., heparin, EDTA, sodium citrate), let it settle for 30 minutes to clot, then centrifuge to obtain serum.

## Plasma

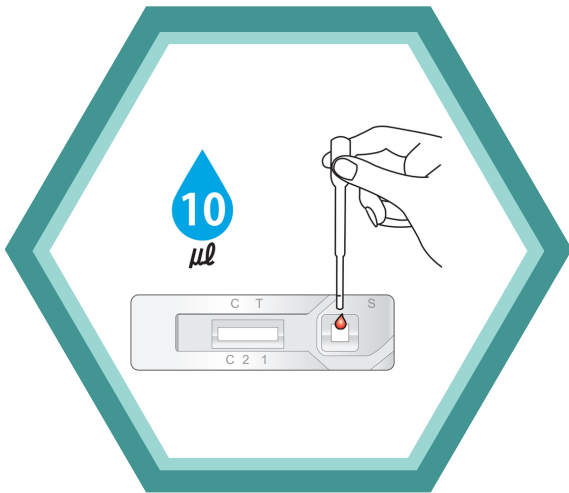
Collect blood in a tube with anticoagulants, then centrifuge to obtain plasma.

2) If serum, plasma samples are not tested immediately, refrigerate at 2-8°C. For longer storage,, , they can be stored frozen at -20 °C. Before use, thaw frozen samples to room temperature (15-30°C).

3) Samples with precipitates may give unreliable results. Clarify such samples before testing.

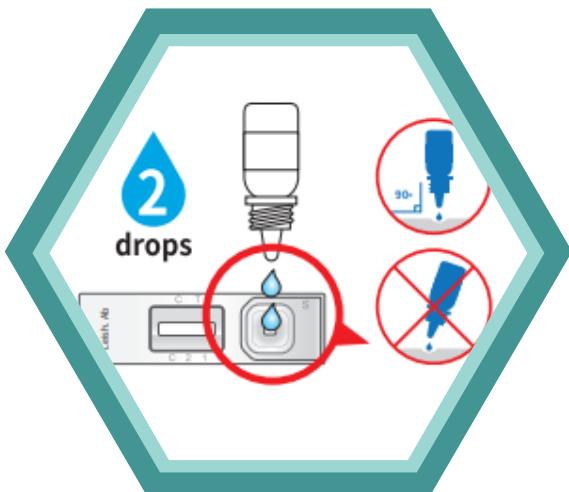
4) Avoid using samples that are hemolytic or contaminated with bacteria, as they may cause incorrect results.

# Test Procedure



1) All reagents and samples must be at room temperature (15~30°C) before use.

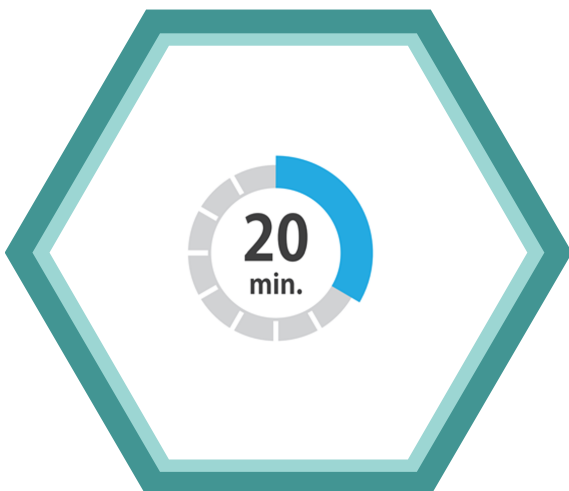
2) Remove the test device from the foil pouch, and place it on a flat and dry surface.



3) Using a disposable capillary tube, dispense 10 µL of sample into sample hole of the test device.

4) Add 2 drops of assay diluent into the sample hole vertically.

5) Start the timer. The sample will flow across the result window. If it does not appear after 1 minute, add one more drop of assay diluent to the sample hole (S).

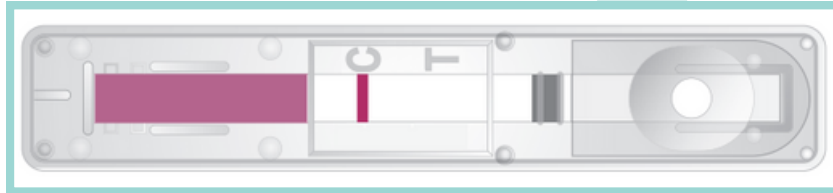


6) Interpret test results at 20 minutes. Do not interpret after 30 minutes.

# Result Interpretation

- Negative Result

- Presence of C-Line
- Absence of T-Line



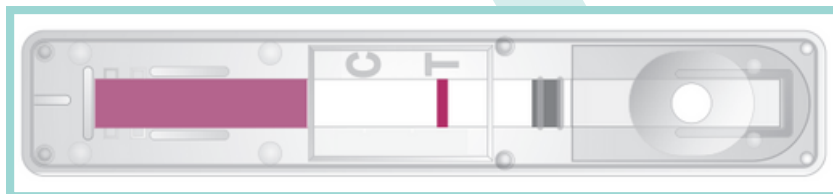
- Positive Result

- Presence of C-Line
- Presence of T-Line




- Invalid Result

- Absence of C-Line
- Presence of T-Line



- Absence of C-Line
- Absence of T-Line



# Limitations

- 1) While the AffiVET® Rapid Canine Leishmania Antibody Test Kit is highly accurate in detecting canine Leishmania antibodies, occasional false results may occur. In cases of uncertainty, additional clinical or laboratory tests may be necessary. A conclusive clinical diagnosis should rely on thorough evaluation by a veterinarian, considering all clinical and laboratory findings, rather than solely on the result of a single test.
- 2) The reading window may display a light pink background coloration, which does not impact the accuracy of the results.
- 3) AffiGEN Inc. and its distributors cannot be held liable for any consequences resulting from the misuse or misinterpretation of the test results.

## Contact us

### Phone

*(800) 660-1620*

### Email

*info@affigen.com*

### Website

*www.affigen.com*

