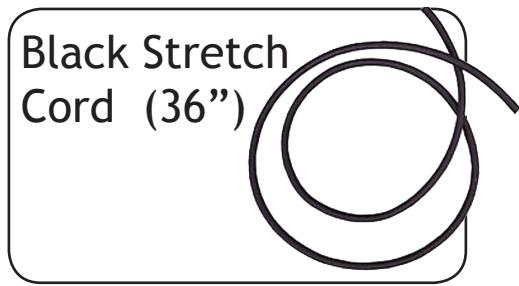
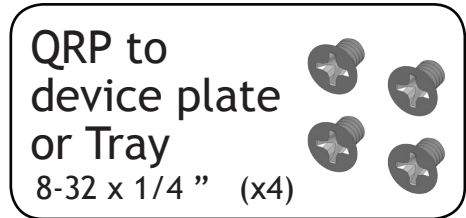
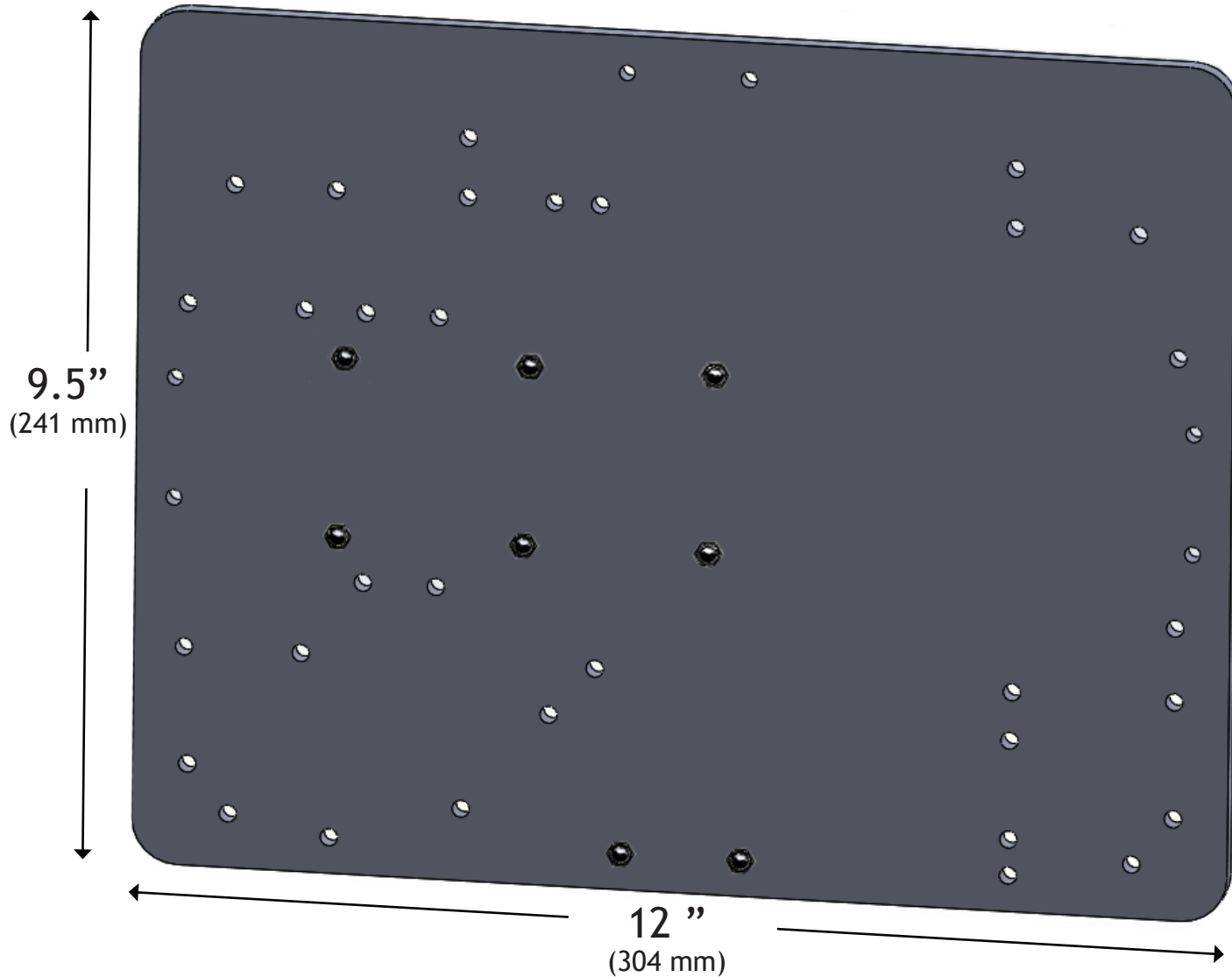


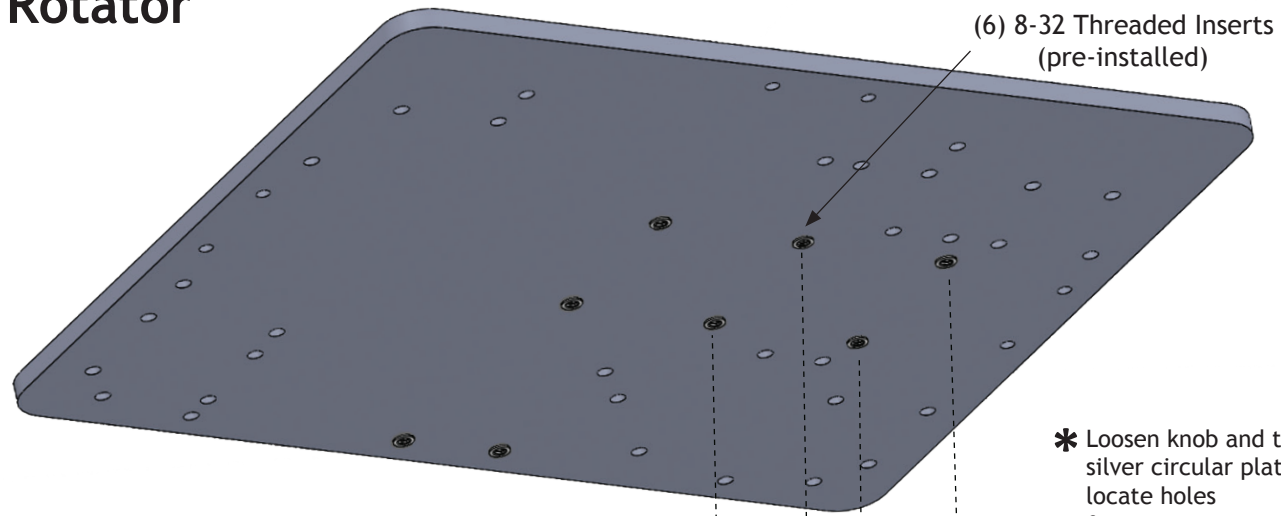

TR-iTAB



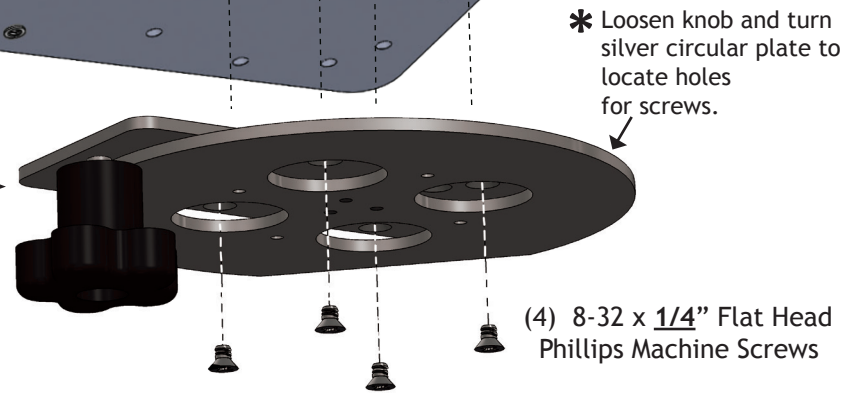
Optional Attachment Accessories



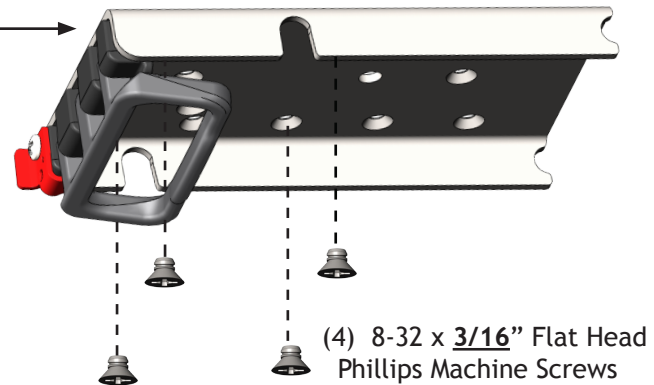
1st Attaching the Universal Rotator (TR-IP-UR)



Universal Rotator (UR)
(purchased separately)



Quick Release Plate (QRP)
(purchased separately)

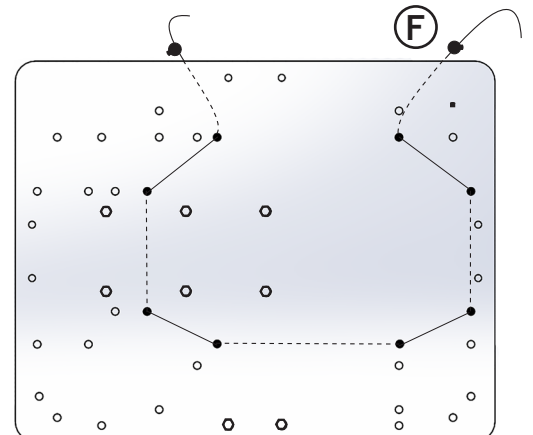
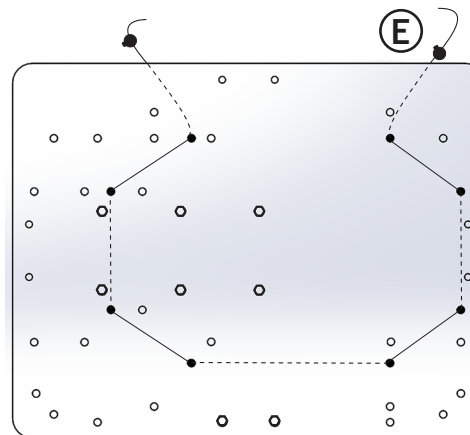
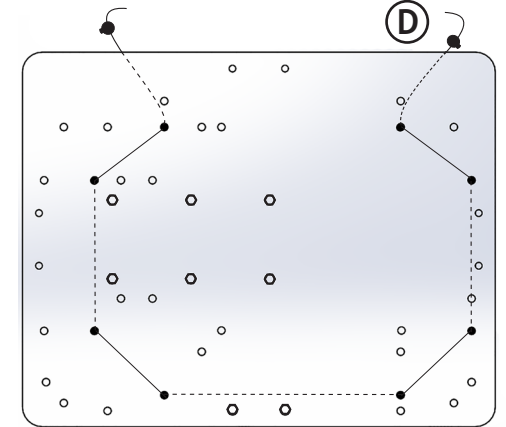
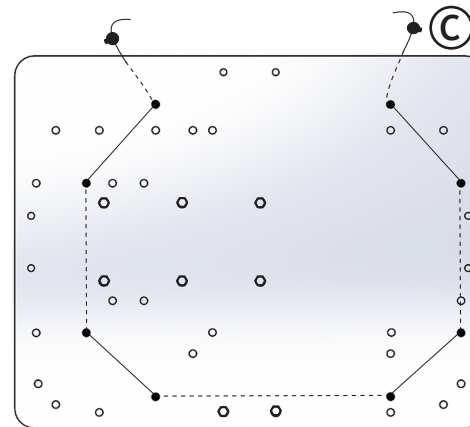
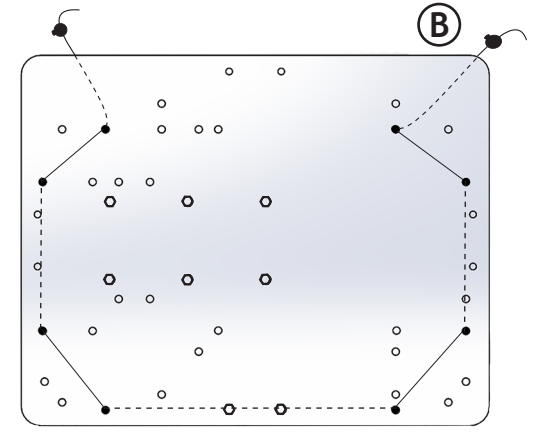
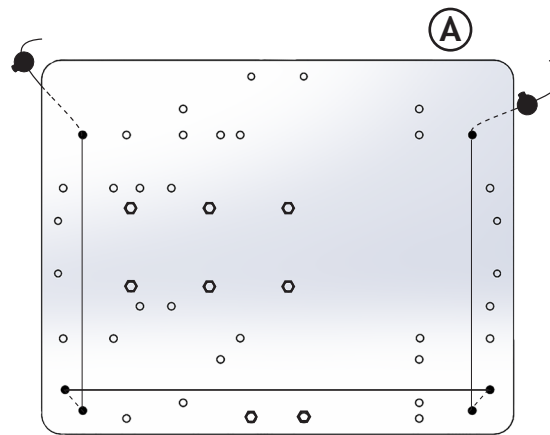


2nd Attaching the Quick Release Plate to the Universal Rotator (TR-IP-UR-Q)

iPad/Tablet Tray-Hole Use Configuration


Tablet	Dimensions	Hole Use Config.
Amazon Kindle Fire HD 7"	7.50 x 5.4"	E
Amazon Kindle Fire HD 8.9"	9.4 x 6.4"	D
Amazon Kindle Fire HDX	7.3 x 5.0"	G
Amazon Kindle Fire HDX 8.9	9.1 x 6.2"	D
Asus Memo Pad HD7	7.7 x 4.7"	F
Asus Vivo Tab Note 8	8.75 x 5.25"	E
Apple iPad Air	9.4 x 6.6"	D
Apple iPad 2	9.7 x 7.31"	C
Apple iPad Mini and with Retina	7.87 x 5.3"	E
Dell Latitude 10	10.8 x 7"	B
Google Nexus 7	7.2 x 4.7"	F
Google Nexus 10	10.4 x 7"	B
HP ElitePad 1000 G2 Tablet	10.28 x 7.01"	B
Lenovo Idea Tab A2107	7.6 x 4.8"	F
LG G Pad 8.3	8.5 x 5"	E
Microsoft Surface Pro 2	10.81 x 6.81"	A
Microsoft Surface 2	10.81 x 6.77"	A
Samsung Galaxy Tab 2	7.5 x 4.8"	F
Samsung Galaxy Tab 2	10 x 7"	B
Samsung Galaxy Tab 3	7.4 x 4.3"	F
Samsung Galaxy Tab 3 (8")	8.2 x 4.8"	E
Samsung Galaxy Note 8.0	8.3 x 5.35"	E
Samsung Galaxy Note 10.1	10.11 x 6.9"	B
Sony Xperia and Tablet Z	10.4 x 7"	B

Key: Above Tray —————
 Below Tray - - - - -
 Cord Lock - - - - - ●




Accessory Options:

A



Tablet Tray with Rotator plate and quick release plate




Portrait view



Landscape view

C



Tablet Tray with quick release plate

B

Two Tablet trays hinged together



* Attach Velcro and foam pad as desired