

Quick Start Guide



smyle™ mouse

Head / Face Controlled Mouse

Software for Hands-free & Voice-free Computer Control via a Webcam

Includes:

1. Head Pointer
2. Smile & Dwell Clicker
3. Adaptive Switch Emulator

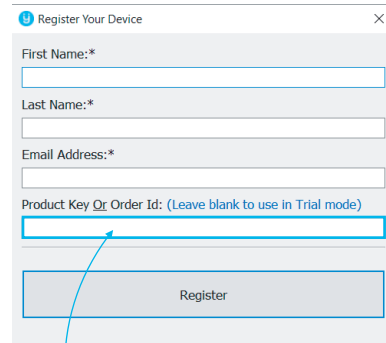
Award Winning & Patented



U.S. Patents: 9,013,264 & 9,785,242
Multiple Patents Pending

How to Setup

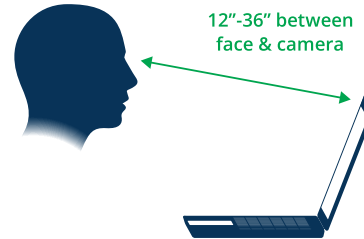
1. Download latest from: <https://smylemouse.com/downloads/SmyleMouseInstaller>
2. Run the installer
3. Run **Smyle Mouse** to register your device



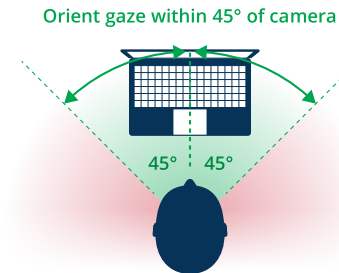
4. Enter your **Product Key** if available

Getting Ready to Use

Placement



Orientation



Both eyes must be visible to the webcam

Calibration

10-second process automatically starts at launch.

1. Hold head steady
2. Smile moderately (Not too much or too little)
3. Open mouth

Basics of Use

Instructions

Pointing: Turn your head to move the mouse.

Clicking: Smile briefly while holding head steady.

Dragging: Smile & turn your head while smiling.

User Interface

