

VERTIFLEX

A1-A2-A3



VERTIFLEX A STANDING FRAME

The Vertiflex line of multi and single position standers were designed to fit the widest range of children and accommodate positioning challenges few others can. Each standing frame can be configured using a wide array of accessories based on the needs of the user. The functional design of the vertiflex lines allows for highly precise adjustments that ensure optimal use and comfort.



A1-A2-A3 is available in
four colors



1 VERTIFLEX | Model 1

- Floor to axilla: 17-30* in
- Max weight: 50 pounds
- Base dimensions:
21 ½ in x 33 ½ in

2 VERTIFLEX | Model 2

- Floor to axilla: 23-38* in
- Max weight: 70 pounds
- Base dimensions:
26 in x 39 in

3 VERTIFLEX | Model 3

- Floor to axilla: 31-53* in
- Max weight: 150 pounds
- Base dimensions:
26 in x 39 in

* WITH GROWTH KIT

FEATURES



High quality Material



Lightweight



Grows with the user



Adjustability



Customizable



Clear see through tray



Modular and highly adjustable



PRONE



SUPINE



HYBRID

BENEFITS

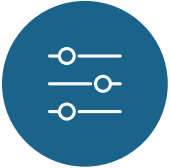
BENEFITS OF ABDUCTION:

- Improves musculoskeletal development
- Increases stability in the hips
- Strengthens muscles and limbs
- Lessens contractures and spasms
- Beneficial for flexion and postural management
- Reduces hip migration due to cerebral palsy
- Builds overall lower trunk strength and endurance
- Relieves pressure on the hip joint

BENEFITS OF STANDING:

- Improves/maintains range of motion
- Management of atrophy in the trunk and leg muscles
- Improves strength to trunk and lower extremities
- Decreases muscle spasms
- Promotes proper muscular skeleton development
- Improves bowel function and regularity
- Improves circulation

CHARACTERISTICS



HIGHLY MODULAR

With over 50 accessories available, the vertiflex line can be configured for children and adults alike.



30° OF INDEPENDENT LEG ABDUCTION (60° BILATERALLY)

A simple knob allows the entire leg to abduct up to 30 degrees. .




EASY TILT MECHANISMS

The base unit is equipped with tilt assist to ensure a smooth and safe transition from vertical to horizontal.




PRECISE ADJUSTMENTS

The design of each feature allows for highly precise adjustments which are key to ensuring optimal comfort



EASY TO USE TRAY

Our lightweight tray can be installed and removed with ease due to its unique locking system that keeps the tray in place without any knobs or clips.



Contact Us

Tel .: 450.759.9449

1242 rue De Lanaudière
Joliette (Quebec) J6E 3P1

www.synetikergocare.com

info@synetikergocare.com

Synetik
ErgoCare