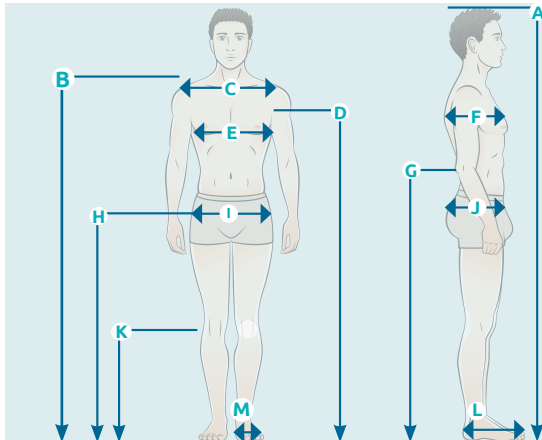


Company :
Quote :
PO Number :
Marked for :
Ship to :

Address :
City :
State :
Zip :
Phone :



1 Required Measurement:

- A Floor - Head
- B Floor - Shoulder
- C Width - Shoulder
- D Floor - Axilla
- E Width - Axilla
- F Depth - Thorax
- G Floor - Elbow
- H Floor - Mid Hip
- I Width - Hip
- J Depth - Hip

- K Floor - Knee
 - L Length - Foot
 - M Width - Foot
- Comments:



	SIZE 1			SIZE 2			SIZE 3		
	Max weight: 50 pounds			Max weight: 70 pounds			Max weight: 150 pounds		
	Standard		XL	Standard		XL	Standard		XL
	Minimum	Maximum	Maximum	Minimum	Maximum	Maximum	Minimum	Maximum	Maximum
HEIGHT	(D) Floor to Axilla			23" - 33" - 38"			31" - 45" - 53"		
	17"	27"	30"	15"	20"	25"	22"	30"	38"
	(H) Floor to Mid Hip			8" - 13" - 13"			9" - 15" - 15"		
	10"	15"	18"						
	(D-H) Mid Hip to Axilla								
	7"	12"	12"						

2 Starter Kit Includes:

- Hybrid 2110\$ (019-00083-KH-A)
 - Prone 1785 \$ (019-00083-KP-A)
 - Supine 1898 \$ (019-00083-KS-A)
- Base • Knob adjustment tool • Mast • Axilla Support Receiver • Hip Support Receiver

3 Color :

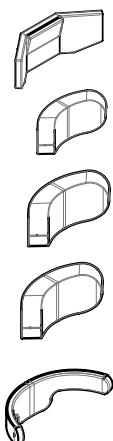
- Purple (019-00088-PMA)
- Blue (019-00088-PBL)
- Red (019-00088-PRO)
- Black (019-00088-PNO)

General:

(Mandatory Accessories)


- Locking Casters 238 \$ (019-00068)
- Pneumatic Tilt System 786 \$ (019-00069)
- Planar Pad 394 \$ (019-00038)

Headrest (Optional)



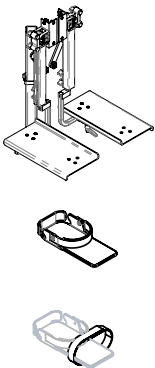
<input type="checkbox"/> 022-00005	Multi-angle Adjustable Headrest (Height x Width)	022-00005-14 (4 1/2" x 7")	022-00005-16 (5" x 8")	022-00005-17 (6" x 9")	638 \$
<input type="checkbox"/> 022-00004	Soft Density Headrest with Shapeable Back Plate (Height x Width)	022-00004-4 (3 1/2" x 6")	022-00004-5 (4 1/2" x 7")	022-00004-6 (5 1/2" x 8")	350 \$
<input type="checkbox"/> 022-00002	Rigid Density Headrest with Non-shapeable Back Plate (Height x Width)	022-00002-4 (3 1/2" x 6")	022-00002-5 (4 1/2" x 7")	022-00002-6 (5 1/2" x 8")	350 \$
<input type="checkbox"/> 022-00001	Soft Density Headrest with Non-shapeable Back Plate (Height x Width)	022-00001-4 (4" x 9 1/2")	022-00001-5 (5" x 10")	022-00001-6 (6" x 10 1/2")	350 \$
<input type="checkbox"/> 022-00003	Soft Density Headrest - Shapeable Laterals (Height x Width) 3 1/2" x 11 3/4"				422 \$

Headrest Mount (Optional)



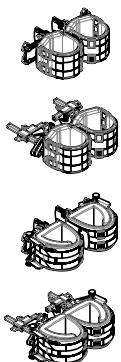
<input type="checkbox"/> 020-00004	Multi-axis Headrest Mount 45°	329 \$
<input type="checkbox"/> 020-00001	Straight Multi-axis Headrest Mount	329 \$
<input type="checkbox"/> 020-00005	Dual-attachment Multi-axis Headrest Mount 020-00005-4 4" Attachment Distance 020-00005-9 9" Attachment Distance	422 \$
<input type="checkbox"/> 020-00006	Flip-back Multi-axis Headrest Mount	467 \$
<input type="checkbox"/> 020-00007	Standard 90° Headrest Mount	467 \$
<input type="checkbox"/> 020-00009	Offset 90° Headrest Mount	467 \$
<input type="checkbox"/> 020-00008	Triple pivot Multi-axis Headrest Mount	467 \$
<input type="checkbox"/> 020-00015	Mounting Bracket Kit - Without Headrest Mount	218 \$

Foot (Mandatory)



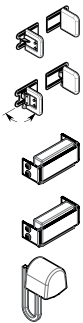
<input checked="" type="checkbox"/> 019-00087-K	Multi-axis Foot Positioning (Mandatory)	898 \$
<input type="checkbox"/> 140-00001	Foot Holder (Pair) (Width x Depth) 140-00001-3 3 1/2" x 7 1/2" 140-00001-4 3 3/4" x 8 1/2" 140-00001-5 4" x 9 1/2" 140-00001-6 4 1/4" x 10 1/2"	194 \$
<input type="checkbox"/> 140-00001-(x)TS	Toe Strap for Foot Holder (Pair)	48 \$

Knee (Mandatory)



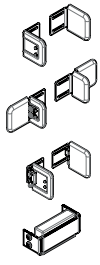
<input type="checkbox"/> 019-00032-K	Standard Knee Support with Single Lateral	514 \$
<input type="checkbox"/> 019-00030-K	Multi-Axis Knee Support with Single Lateral	739 \$
<input type="checkbox"/> 019-00072-K	Standard Knee Support with Double Lateral	684 \$
<input type="checkbox"/> 019-00070-K	Multi-Axis Knee Support with Double Lateral	971 \$

Hip (Mandatory)



<input type="checkbox"/> 019-00053-BK	Standard Hip Laterals	242 \$
<input type="checkbox"/> 019-00036-BK	Swing away Hip Laterals	744 \$
<input type="checkbox"/> 019-00035	Rigid Padded Hip Strap (Recommended for Prone)	127 \$
<input type="checkbox"/> 019-00029	Soft Padded Hip Strap (Recommended for Supine and Hybrid)	127 \$
<input type="checkbox"/> 019-00008	Abduction Pommel 019-00008-S Small 019-00008-M Medium 019-00008-L Large	513 \$

Upper Body (Mandatory)



<input type="checkbox"/> 019-00034-BK	Standard Thoracic Support	207 \$
<input type="checkbox"/> 019-00042-BK	Standard Thoracic Support with Elbow Stops	717 \$
<input type="checkbox"/> 019-00041-BK	Swing Away Thoracic Support	512 \$
<input type="checkbox"/> 019-00028	Padded Thoracic Strap	118\$

Upper Body (Optional)



<input type="checkbox"/> 019-00066-K	Independent Thoracic Lateral Receiver	346 \$
<input type="checkbox"/> 019-00044	Chest Harness 019-00044-S Small 019-00044-M Medium 019-00044-L Large	315 \$

Shoulder



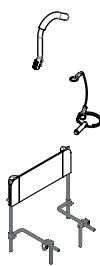
<input type="checkbox"/> 019-00006	Shoulder Support (mandatory on Supine & Hybrid)	202 \$
------------------------------------	--	--------

Tray (Mandatory)



<input type="checkbox"/> 019-	Standard Tray with Half Tray Padding 019-00011-22 Lexan (Clear) 019-00010-22 Abs (Black)	809 \$
<input type="checkbox"/> 019-	Tray with Activity Bowl Tray (Length 5,5'x Width 11,5" x Depth 2,25") and Half Tray Padding 019-00049-22 Lexan (Clear) 019-00057-22 Abs (Black)	937 \$
<input type="checkbox"/> 019-00065	Elbow Stop, Mounted on Tray (Pair)	273 \$

Other Accessories (Optional)



<input type="checkbox"/> 019-00002	Push Handle (Supine & Hybrid Models)	69 \$
<input type="checkbox"/> 019-00051	Cylinder Hand-Lever Lock	35 \$
<input type="checkbox"/> 019-00050-K	Prone Head Support	702 \$