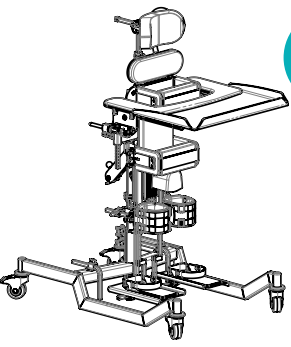


A1 VERTIFLEX | Order Form CAN 7.1



Company :
Quote :
PO Number :
Marked for :
Ship to :

Address :
City :
State :
Zip :
Phone :



1 Required Measurement:

- A Floor - Head
- B Floor - Shoulder
- C Width - Shoulder
- D Floor - Axilla
- E Width - Axilla
- F Depth - Thorax
- G Floor - Elbow
- H Floor - Mid Hip
- I Width - Hip
- J Depth - Hip
- K Floor - Knee
- L Length - Foot
- M Width - Foot

Comments:

HEIGHT	SIZE 1			SIZE 2			SIZE 3		
	Max weight.: 50 pounds			Max weight.: 70 pounds			Max weight.: 150 pounds		
	Standard		XL	Standard		XL	Standard		XL
	Minimum	Maximum	Maximum	Minimum	Maximum	Maximum	Minimum	Maximum	Maximum
(D) Floor to Axilla	17"	27"	30"	23"	33"	38"	31"	45"	53"
(H) Floor to Mid Hip	10"	15"	18"	15"	20"	25"	22"	30"	38"
(D-H) Mid Hip to Axilla	7"	12"	12"	8"	13"	13"	9"	15"	15"

2 Starter Kit Includes:

- Hybrid 2110 \$ (019-00083-BH-A)
- Prone 1785 \$ (019-00083-BP-A)
- Supine 1898 \$ (019-00083-BS-A)




• Base • Knob adjustment tool • Mast • Axilla Support Receiver • Hip Support Receiver

3 Color:


- Purple (019-00088-PMA)
- Blue (019-00088-PBL)
- Red (019-00088-PRO)
- Black (019-00088-PNO)

General: (Mandatory Accessories)

- Locking Casters 238 \$ (019-00068)
- Pneumatic Tilt System 786 \$ (019-00069)
- Planar Pad 394 \$ (019-00038)

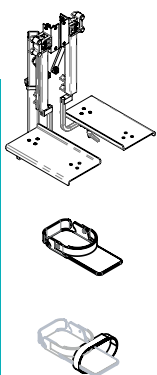
Headrest (Optional)	Item #	Multi-angle Adjustable Headrest (Height x Width)			Price
		022-00005-14 (4 1/2" x 7")	022-00005-16 (5" x 8")	022-00005-17 (6" x 9")	
	022-00005				638 \$
	022-00004	Soft Density Headrest with Shapeable Back Plate (Height x Width)			350 \$
		022-00004-4 (3 1/2" x 6")	022-00004-5 (4 1/2" x 7")	022-00004-6 (5 1/2" x 8")	
	022-00002	Rigid Density Headrest with Non-shapeable Back Plate (Height x Width)			350 \$
		022-00002-4 (3 1/2" x 6")	022-00002-5 (4 1/2" x 7")	022-00002-6 (5 1/2" x 8")	
	022-00001	Soft Density Headrest with Non-shapeable Back Plate (Height x Width)			350 \$
		022-00001-4 (4" x 9 1/2")	022-00001-5 (5" x 10")	022-00001-6 (6" x 10 1/2")	
	022-00003	Soft Density Headrest - Shapeable Laterals (Height x Width) 3 1/2" x 11 3/4"			422 \$

Headrest Mount (Optional)



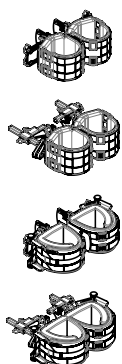
<input type="checkbox"/> 020-00004	Multi-axis Headrest Mount 45°	329 \$
<input type="checkbox"/> 020-00001	Straight Multi-axis Headrest Mount	329 \$
<input type="checkbox"/> 020-00005	Dual-attachment Multi-axis Headrest Mount 020-00005-4 4" Attachment Distance 020-00005-9 9" Attachment Distance	422 \$
<input type="checkbox"/> 020-00006	Flip-back Multi-axis Headrest Mount	467 \$
<input type="checkbox"/> 020-00007	Standard 90° Headrest Mount	467 \$
<input type="checkbox"/> 020-00009	Offset 90° Multi-axis Headrest Mount	467 \$
<input type="checkbox"/> 020-00008	Triple pivot Multi-axis Headrest Mount	467 \$
<input type="checkbox"/> 020-00015	Mounting Bracket Kit - Without Headrest Mount	218 \$

Foot (Mandatory)



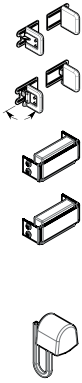
<input checked="" type="checkbox"/> 019-00087-B	Multi-axis Foot Positioning	898 \$
<input type="checkbox"/> 140-00001	Foot Holder (Pair) (Width x Depth) 140-00001-1 2 ½" x 5 ½" 140-00001-2 3" x 6 ¾" 140-00001-3 3 ½" x 7 ½" 140-00001-4 3 ¾" x 8 ½"	194 \$
<input type="checkbox"/> 140-00001-(x)TS	Toe Strap for Foot Holder (Pair)	48 \$

Knee (Mandatory)



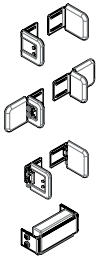
<input type="checkbox"/> 019-00032-B	Standard Knee Support with Single Lateral	514 \$
<input type="checkbox"/> 019-00030-B	Multi-Axis Knee Support with Single Lateral	739 \$
<input type="checkbox"/> 019-00072-B	Standard Knee Support with Double Lateral	684 \$
<input type="checkbox"/> 019-00070-B	Multi-Axis Knee Support with Double Lateral	971 \$

Hip (Mandatory)



<input type="checkbox"/> 019-00053-BK	Standard Hip Laterals				242 \$
<input type="checkbox"/> 019-00036-BK	Swing away Hip Laterals				744 \$
<input type="checkbox"/> 019-00035	Rigid Padded Hip Strap (Recommended for Prone)				127 \$
<input type="checkbox"/> 019-00029	Soft Padded Hip Strap (Recommended for Supine and Hybrid)				127 \$
<input type="checkbox"/> 019-00008	Abduction Pommel	019-00008-S Small	019-00008-M Medium	019-00008-L Large	513 \$

Upper Body (Mandatory)



<input type="checkbox"/> 019-00034-BK	Standard Thoracic Support				207 \$
<input type="checkbox"/> 019-00042-BK	Standard Thoracic Support with Elbow Stops				717 \$
<input type="checkbox"/> 019-00041-BK	Swing Away Thoracic Support				512 \$
<input type="checkbox"/> 019-00028	Padded Thoracic Strap				118\$

Upper Body (Optional)



<input type="checkbox"/> 019-00066-B	Independent Thoracic Lateral Receiver				346 \$
<input type="checkbox"/> 019-00044	Chest Harness	019-00044-XS X-Small	019-00044-S Small	019-00044-M Medium	315 \$

Shoulder



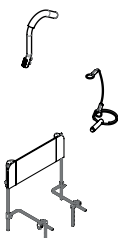
<input type="checkbox"/> 019-00006	Shoulder Support (mandatory on Supine & Hybrid)				202 \$
------------------------------------	--	--	--	--	--------

Tray (Mandatory)



<input type="checkbox"/> 019-	Standard Tray with Half Tray Padding	019-00011-20 Lexan (Clear)	019-00010-20 Abs (Black)		809 \$
<input type="checkbox"/> 019-	Tray with Activity Bowl Tray (Length 5,5" x Width 11,5" x Depth 2,25") and Half Tray Padding	019-00049-20 Lexan (Clear)	019-00057-20 Abs (Black)		937 \$
<input type="checkbox"/> 019-00065	Elbow Stop, Mounted on Tray (Pair)				273 \$

Other Accessories (Optional)



<input type="checkbox"/> 019-00002	Push Handle (Supine & Hybrid Models)				69 \$
<input type="checkbox"/> 019-00051	Cylinder Hand-Lever Lock				35 \$
<input type="checkbox"/> 019-00050-B	Prone Head Support				702 \$